

DESIGNER SWITCHES & OUTLETS



the **adorne**<sup>®</sup> collection

# CATALOG



 **legrand**<sup>®</sup>

## TABLE OF CONTENTS



02

### INTRO TO THE ADORNE COLLECTION

- Design Inspiration
- Product Overview



06

### SWITCHES, DIMMERS, OUTLETS, & ACCESSORIES

- Overview
- Switches & Dimmers
- Outlets
- Illumination Accessories
- Connectivity



32

### WALL PLATES

- Overview
- Real Materials
- Cast Metals
- Hubbardton Forge
- Plastics



50

### UNDER-CABINET LIGHTING & POWER SYSTEM

- Overview
- Modular Tracks
- Control Boxes
- Lighting
- Accessories



60

### APP-BASED LIGHTING SYSTEM FOR THE HOME

- App-Based Lighting System
- App-Based Switches and Dimmers
- Accessories



68

### MORE INFORMATION

- Customer Tools and Support
- Index

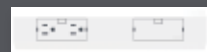
IT'S JUST A  
LIGHTSWITCH.  
LIKE PARIS  
IS JUST A CITY.



# IT'S TIME FOR A BEAUTIFUL SWITCH

The adorne Collection makes life simply beautiful.

Elevate your space with the exceptional style and advanced functionality of our designer switches and outlets, then pair them with an awe-inspiring wall plate, available in an array of stunning colors, real materials and cast metals. From switches you wave on, to outlets that pop, add a little high-tech wow factor to your home, and discover how adorne makes it a delight to hit the lights and more.



And with the Under-Cabinet Lighting and Power System, adorne also offers an easy recipe for a state-of-the-art, clutter-free kitchen. Keep every modern convenience close at hand, but ingeniously tucked away, with this flexible solution for adding workspace lighting, hidden power outlets, USB charging, plug-and-play music and more.

Finally, adorne also delivers Wi-Fi Ready lighting solutions and more that you control with the tap of an app, or even a voice command. Because we are about making life beautifully simple, too.



Find your perfect finishing touch with the adorne Collection.







TRADITIONAL



COTTAGE



CONTEMPORARY

# TURN ON YOUR STYLE

The adorne designer switches and outlets include solutions to fit any need and finishes to match every taste.

Beginning with the switches, dimmers and outlets themselves, each is available in white, magnesium or graphite to suit your style. Pair each device with a stunning, screwless wall plate, selecting from an extensive range that includes bold hues, natural woods, on-trend metals and more, to perfectly complement any décor or hardware. Transform your walls from blah to breathtaking and let your personality shine through.

And how about the kitchen? Striking the right balance between practicality and style, adorne's under-cabinet solutions keep counters uncluttered, and preserve any beautiful backsplashes, so you can always see your kitchen in the most flattering light.

The adorne Collection combines exceptional style and innovative functionality to deliver accessible, lexible and smart solutions that will inspire your creativity while elevating your spaces.



# PLUG IN TO YOUR CREATIVE OUTLET




## DESIGNER SWITCHES, OUTLETS AND MORE



8	Overview
16	Switches & Dimmers
22	Outlets
26	Night Lights & Illumination
28	Connectivity

# PADDLE™ SWITCHES AND DIMMERS

The Paddle design features a simple up-and-down motion, allowing you to turn lights on and off with ease. Dimmers include a slider for dimming or brightening lights. Pair with an accent night light to add illumination. See page 27.



#### PADDLE SWITCHES

- ASPD1532W4
- ASPD1532M4
- ASPD1532G4
- ASPD2032W4
- ASPD2032M4
- ASPD2032G4
- ASPD1532W277
- ASPD1532M277
- ASPD1532G277
- ASPD2042W4
- ASPD2042M4
- ASPD2042G4
- ASPD1542W277
- ASPD1542M277
- ASPD1542G277
- ASPD1531W4
- ASPD1531M4
- ASPD1531G4
- ASPD1531W277
- ASPD1531M277
- ASPD1531G277

#### PADDLE DIMMERS

- ADPD453LW2
- ADPD453LM2
- ADPD453LG2
- ADPD703HW4
- ADPD703HM4
- ADPD703HG4
- ADPD1103HW4
- ADPD1103HM2
- ADPD4FBL3P2W4 (0-10V)
- ADPD4FBL3P2M4 (0-10V)
- ADPD4FBL3P2G4 (0-10V)



#### HALF-SIZE PADDLE SWITCHES


- ASPD1531W4
- ASPD1531M4
- ASPD1531G4
- ASPD1531W277
- ASPD1531M277
- ASPD1531G277

#### PADDLE FAN SPEED CONTROLS

- AAFN4S16AW4
- AAFN4S16AM4
- AAFN4S16AG4

# WHISPER™ SWITCHES AND DIMMERS

The Whisper design features an innovative cross between a traditional toggle and paddle switch. Whisper dimmers include a slide for dimming or brightening lights. Pair with a Locator Status Light to add illumination to your Whisper switch or dimmer. See page 27.



**WHISPER SWITCHES**

- ASWR1532W4
- ASWR1532M4
- ASWR1532G4

**WHISPER DIMMERS**

- ADWR703HW4
- ADWR703HM4
- ADWR1103HW4
- ADWR1103HM4
- ADWR703TUV4
- ADWR703TUM4
- ADWR703TUG4



**WHISPER WI-FI READY SWITCHES**

- ASWRRRW1
- ASWRRRM1
- ASWRRRG1
- ASWR155RMW1
- ASWR155RMM1
- ASWR155RMG1


**WHISPER WI-FI READY DIMMERS**

- ADWR600RMHW1
- ADWR600RMHM1
- ADWR700RMTUW1
- ADWR700RMTUM1
- ADWR700RMTUG1
- ADWRRRW1
- ADWRRRM1
- ADWRRRG1



# SOFTAP™ SWITCHES AND DIMMERS

The softTap design features an innovative micro-movement that turns lights on and off with just a soft “tap” of the finger. Dimmers include a unique paddle to adjust light levels.



**SOFTAP SWITCHES**

- ASTP1532W4
- ASTP1532M4
- ASTP1532G4

**SOFTAP DIMMERS**

- ADTP703TUW4
- ADTP703TUM4
- ADTP703TUG4
- ADTP703HW2
- ADTP703HM2
- ADTP1103HW4
- ADTP1103HM4
- ADTP4FBL3PW4
- ADTP4FBL3PM4
- ADTP4FBL3PG4



**SOFTAP WI-FI READY SWITCHES**

- ASTP155RMW1
- ASTP155RMM1
- ASTP155RMG1
- ASTPRRW1
- ASTPRRM1
- ASTPRRG1

**SOFTAP WI-FI READY DIMMERS**

- ADTP700RTUW1
- ADTP700RTUM1
- ADTP700RTUG1
- ADTP600RMHW1
- ADTP600RMHM1
- ADTPRRW1
- ADTPRRM1
- ADTPRRG1



# TOUCH™ SWITCHES AND DIMMERS

The Touch design features a stunning translucent face and operates just like a smartphone – simply touch your finger on the circle to turn lights on and off, or use the arrows on the right to dim them (Touch dimmer only).



**TOUCH SWITCHES**

- ASTH1532W2
- ASTH1532M2
- ASTH153G2

**TOUCH DIMMERS**

- ADTH4FBL3PW4 (0-10V)
- ADTH4FBL3PM4 (0-10V)
- ADTH4FBL3PG4 (0-10V)
- ADTH703TUW4
- ADTH703TUM4
- ADTH703TUG4



**TOUCH WI-FI READY SWITCHES**

- ASTH155RMW1
- ASTH155RMM1
- ASTH155RMG1
- ASTHRRW1
- ASTHRRM1
- ASTHRRG1

**TOUCH WI-FI READY DIMMERS**

























- ADTP700RMTUW1
- ADTP700RMTUM1
- ADTP700RMTUG1
- ADTP600RMHW1
- ADTP600RMHM1
- ADTPRRW1
- ADTPRRM1
- ADTPRRG1

# SWITCHES

## Paddle™

The Paddle design features a simple up-and-down motion, allowing you to turn lights on and off with ease. Dimmers include a slider for dimming or brightening lights.













Pair with a Locator Status Light to add illumination to your Paddle switch or dimmer. See page 27.

NAME	SPECIFICATIONS	RATING	COMPATIBLE LOADS	COMPLIANCE	FINISH OPTIONS	PART NUMBER
 Paddle Switch	Single-Pole/3-Way 	15A, 120 VAC	All Loads		White Magnesium Graphite	ASPD1532W4 ASPD1532M4 ASPD1532G4
		20A, 120 VAC	All Loads		White Magnesium Graphite	ASPD2032W4 ASPD2032M4 ASPD2032G4
		15A, 277 VAC	All Loads		White Magnesium Graphite	ASPD1532W277 ASPD1532M277 ASPD1532G277
	4-Way (Must be paired with two 3-way switches.) 	20A, 120 VAC	All Loads		White Magnesium Graphite	ASPD2042W4 ASPD2042M4 ASPD2042G4
		15A, 277 VAC	All Loads		White Magnesium Graphite	ASPD1542W277 ASPD1542M277 ASPD1542G277
 Paddle Dimmer	Single-Pole/3-Way 	450W	CFL, LED		White Magnesium Graphite	ADPD453LW2 ADPD453LM2 ADPD453LG2
	Single-Pole/3-Way 2-Wire	25W - 700W	Incandescent, Halogen 		White Magnesium	ADPD703HW4 ADPD703HM4
	Single-Pole/3-Way 4-Wire 	25W - 1100W	Incandescent, Halogen 		White Magnesium Graphite	ADPD1103HW4 ADPD1103HM2 ADPD703HG4
	Single-Pole/3-Way 4-Wire 	0-10V	0-10V Light Fixtures		White Magnesium Graphite	ADPD4F-BL3P2W4 ADPD4F-BL3P2M4 ADPD4FBL3P2G4
 Half-size Paddle Switch	Single-Pole/3-Way	15A, 120 VAC	All Loads		White Magnesium Graphite	ASPD1531W4 ASPD1531M4 ASPD1531G4
		15A, 277 VAC	All Loads		White Magnesium Graphite	ASPD1531W277 ASPD1531M277 ASPD1531G277
 Paddle Fan Speed Control	4-Speed De-hummer 	1.6A, 120 VAC	Paddle-Type Ceiling Fan		White Magnesium Graphite	AAFN4S16AW4 AAFN4S16AM4 AAFN4S16AG4

# Whisper™



The Whisper design features classic, elegant lines and a fluid motion. Whisper dimmers include a slide for dimming or brightening lights.

Pair with a Locator Status Light to add illumination to your Whisper switch or dimmer. See page 29.

NAME	SPECIFICATIONS	RATING	COMPATIBLE LOADS	COMPLIANCE	FINISH OPTIONS	PART NUMBER
 Whisper Switch	Single-Pole/3-Way 	15A, 120 VAC	All Loads		White Magnesium Graphite	ASWR1532W4 ASWR1532M4 ASWR1532G4
 Whisper Dimmer	Single-Pole/3-Way 2-Wire 	25W - 700W	Incandescent, Halogen 		White Magnesium	ADWR703HW4 ADWR703HM4
	Single-Pole/3-Way 2-Wire 	25W - 1100W	Incandescent, Halogen 		White Magnesium	ADWR1103HW4 ADWR1103HM4
	<b>Tru-Universal,</b> Single-Pole/3-Way 3-Wire 	6W - 700W	Incandescent, Halogen & ELV: 700W, MLV: 500VA, LED/CFL: 450W (not compatible with 0-10V LED drivers), EFL: 5.5A		White Magnesium Graphite	ADWR703TUV4 ADWR703TUM4 ADWR703TUG4

# Push™

The Push Switch allows you to turn lights on and off with a simple push-button motion. Pair with a Locator Status Light to add illumination to your Push switch. See page 27.

NAME	SPECIFICATIONS	RATING	COMPATIBLE LOADS	COMPLIANCE	FINISH OPTIONS	PART NUMBER
 Push Switch	Single-Pole/3-Way	15A, 120 VAC	All Loads		White Magnesium	ASPU1532W4 ASPU1532M4



## sofTap™















The sofTap design features an innovative micro-movement that turns lights on and off with just a soft “tap” of the finger. Dimmers include a unique paddle to adjust light levels.

2015 LIGHTING tomorrow Award Winner

### Tru-Universal - 2015 Lighting for Tomorrow Winner!

Our Tru-Universal technology enables a dimmer to control all load types. Dimmers marked as Tru-Universal, such as the sofTap Dimmer below, automatically adapt to any load or combination of loads attached to them - Incandescent/Halogen, Magnetic Low Voltage, Electronic Low Voltage in Forward or Reverse Phase, CFL/LED bulbs, etc. They eliminate the flickering, early dropout, or “pop-on” deficiencies which can plague other non-adaptive dimmers.

The adorne Tru-Universal dimmer is the ultimate solution to dimming difficult loads. Simply pair it with any fixture and you're done!








NAME	SPECIFICATIONS	RATING	COMPATIBLE LOADS	COMPLIANCE	FINISH OPTIONS	PART NUMBER
sofTap Switch 	Single-Pole/3-Way 	15A, 120 VAC, 1/2 Hp	All Loads		White Magnesium Graphite	ASTP1532W4 ASTP1532M4 ASTP1532G4
sofTap Dimmer 	<b>Tru-Universal</b> 2015 Lighting For Tomorrow Winner Single-Pole/3-way 3-Wire 	6W - 700W	Incandescent, Halogen & ELV: 700W, MLV: 500VA, LED/CFL: 450W (not compatible with 0-10V LED drivers), EFL: 5.5A		White Magnesium Graphite	ADTP703TUW4 ADTP703TUM4 ADTP703TUG4
	Single-Pole/3-Way 2-Wire 	700W	Incandescent, Halogen 		White Magnesium	ADTP703HW2 ADTP703HM2
	Single-Pole/3-Way 2-Wire 	1100W	Incandescent, Halogen 		White Magnesium	ADTP1103HW4 ADTP1103HM4
	Single-Pole/3-Way 	0-10V	0-10V Light Fixtures		White Magnesium Graphite	ADTP4FBL3PW4 ADTP4FBL3PM4 ADTP4FBL3PG4



## Touch™

The Touch design features a stunning translucent face and operates just like a smartphone - simply touch your finger on the circle to turn lights on and off, or use the arrows on the right to dim them (Touch dimmer only).

The white Touch interface is created using a unique translucent material. In multi-gang installations, we recommend pairing white Touch switches and dimmers for optimal consistency.

NAME	SPECIFICATIONS	RATING	COMPATIBLE LOADS	COMPLIANCE	FINISH OPTIONS	PART NUMBER
Touch Switch 	Single-Pole/3-Way 	15A, 120 VAC, 1/2 Hp	All Loads		White Magnesium Graphite	ASTH1532W2 ASTH1532M2 ASTH1532G2
Touch Dimmer 	<b>Tru-Universal</b> Single-Pole/3-way 3-Wire 	6W - 700W	Incandescent, Halogen & ELV: 700W, MLV: 500VA, LED/CFL: 450W (not compatible with 0-10V LED drivers), EFL: 5.5A		White Magnesium Graphite	ADTH703TUM4 ADTH703TUW4 ADTH703TUG4
	Single-Pole/3-Way 	0-10V	0-10V Light Fixtures		White Magnesium Graphite	ADTH4FBL3PW4 ADTH4FBL3PM4 ADTH4FBL3PG4

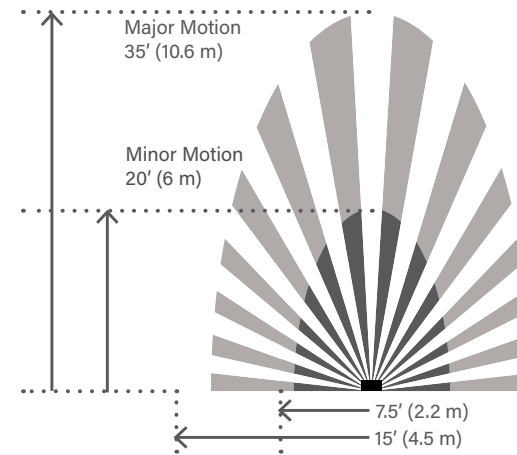
## SensaSwitch™ + SensaDimmer™



SensaSwitches include passive infrared (PIR) sensor technology, automatically turning lights on or off when you enter or leave a room. The design features an innovative micro-movement that allows you to also manually turn on lights with a soft touch of the finger. SensaSwitches are available in three models:









- Auto-ON/Auto-OFF: Automatically turns lights on when you enter a room and off when you leave. (Occupancy Sensor)
- Manual-ON/Auto-OFF: Allows you to turn lights on when you enter a room and automatically turns them off when you leave. (Vacancy Sensor)
- Manual-ON/Timed-OFF: Allows you to turn lights on when you enter a room and select a time for lights to turn off (options include 10, 20, 30, and 60 minutes). (Timer)

SensaSwitches are perfect for kitchens, bathrooms, garages, and pantries. The SensaDimmer turns lights on when you enter a room and off when you leave, but can be adjusted to become Manual-ON/Auto-OFF if desired. The chart to the right provides an overview of the sensor coverage area.



## SensaSwitch™ + SensaDimmer™ Coverage Area

The Occupancy Sensor, Vacancy Sensor, and SensaDimmer each have a maximum coverage range of 180 degrees and a coverage area of 600 sq. ft. The sensor must have a clear and unobstructed view of the coverage area. Objects blocking the sensor's lens may prevent detection thereby causing the light to turn off even though someone is in the area. Windows, glass doors, and other transparent barriers will obstruct the sensor's view and prevent detection.

NAME	SPECIFICATIONS	RATING	COMPATIBLE LOADS	TIME DELAY	COMPLIANCE	FINISH OPTIONS	PART NUMBER
 SensaSwitch, Auto-ON/Auto-OFF Occupancy Sensor (Must be paired with another SensaSwitch or SensaDimmer in 3-way applications)	Single-Pole/3-Way 	600W, 120VAC, 60 Hz, 1/6 Hp	All Loads	5 minutes - 30 minutes	UL LISTED	White Magnesium Graphite	ASOS32W4 ASOS32M4 ASOS32G4
 SensaSwitch, Manual-ON/Auto-OFF Vacancy Sensor (Must be paired with another SensaSwitch or SensaDimmer in 3-way applications)	Single-Pole/3-Way 	600W, 120VAC, 60 Hz, 1/6 Hp	All Loads	5 minutes - 30 minutes	UL LISTED CA Title 24	White Magnesium Graphite	ASVS12W4 ASVS12M4 ASVS12G4
 SensaSwitch, Manual-ON/Timed-OFF Manual ON/Timed OFF Switch (Must be paired with another SensaSwitch/ or SensaDimmer)	Single-Pole/3-Way 	600W, 120VAC, 60 Hz, 1/6 Hp	All Loads	Options include 60, 30, 20, or 10 minutes	UL LISTED	White Magnesium Graphite	ASTM2W2 ASTM2M2 ASTM2G2
 SensaDimmer, Auto-ON/Auto-OFF Dimming Occupancy Sensor 3-Wire (Must be paired with another SensaSwitch)	Single-Pole/3-Way 	25W - 700W  25W - 450W	Incandescent, Halogen	5 minutes - 30 minutes	UL LISTED	White Magnesium Graphite	ADSM703HW2 ADSM703HM2 ADSM703HG2





## Wave™


The Wave switch features innovative technology combined with sleek, contemporary design. Simply wave your hand in front of the switch to turn lights on and off.

With its touch-free motion, the Wave is ideal for countertop areas in kitchens and bathrooms. It has a preset sensor distance of approximately 4". However, this can be easily adjusted to sense movement from 1" to 6" in front of switch.
























NAME	SPECIFICATIONS	RATING	COMPATIBLE LOADS	COMPLIANCE	FINISH OPTIONS	PART NUMBER
 Wave Switch	Single-Pole/3-Way 	15A, 120 VAC, 1/2 Hp	All Loads	UL LISTED	White Magnesium Graphite	ASWV1532W2 ASWV1532M2 ASWV1532G2





























## Outlets (Receptacles)

Outlets from the adorne Collection feature a tamper-resistant design, complete with a patented black in-visi-shutter system to prevent the insertion of foreign objects while blending into the outlet. All adorne 15A outlets have a 20A feed or pass-through allowing them to be installed on 20A circuits.







NAME	DESCRIPTION	RATINGS	NEMA CONFIGURATION	COMPLIANCE	FINISH OPTIONS	PART NUMBER
 Tamper-Resistant Outlet	Pair with a Half-Size Night Light, Paddle Switch, or USB Outlet for greater functionality in a 1-Gang+ Wall Plate. 15A provides 20A pass-through.	15A, 125V 	5-15R		White Magnesium Graphite	ARTR152W4 ARTR152M4 ARTR152G4
		20A, 125V 	5-20R			ARTR202W4 ARTR202M4 ARTR202G4
 Plus-Size Tamper-Resistant Outlet	Compatible with 1-Gang+ Wall Plates only. Cannot be used in multi-gang installations. 15A provides 20A pass-through.	15A, 125V 	5-15R		White Magnesium Graphite	ARTR153W4 ARTR153M4 ARTR153G4
 Tamper-Resistant GFCI	GFCIs protect against serious injury due to electric shock. They are required by National Electrical Code in kitchens and bathrooms. All adorne GFCIs are self testing to meet the latest NEC requirement. 15A provides 20A pass-through.	15A, 125V 	5-15R		White Magnesium Graphite	AGFTR2152W4 AGFTR2152M4 AGFTR2152G4
		20A, 125V 	5-20R			AGFTR2202W4 AGFTR2202M4 AGFTR2202G4
 Plus-Size Tamper-Resistant GFCI	GFCIs protect against serious injury due to electric shock. They are required in kitchens and bathrooms. All adorne GFCIs are self testing to meet the latest NEC requirement. 15A provides 20A pass-through.	15A, 125V 	5-15R		White Magnesium Graphite	AGFTR2153W4 AGFTR2153M4 AGFTR2153G4
						Compatible with 1-Gang+ Wall Plates only. Cannot be used in multi-gang installations.
 Energy-Saving ON/OFF Outlet	On/off switch allows you to save energy and stop the flow of power without unplugging your device. Perfect for kitchens, bathrooms, and computer rooms.	15A, 125V 	5-15R		White Magnesium Graphite	ARPS152W4 ARPS152M4 ARPS152G4
 Tamper-Resistant Dual Controlled Outlet	This Plug Load outlet controls both receptacles, which will turn off for energy efficiency and cost savings. They are code-required, meet standards, and include permanent power markings. 15A provides 20A pass-through.	15A, 125V 	5-15R		White Magnesium Graphite	ARCD152W10 ARCD152M10 ARCD152G10
		20A, 125V 	5-20R			ARCD202W10 ARCD202M10

NAME	DESCRIPTION	RATINGS	NEMA CONFIGURATION	COMPLIANCE	FINISH OPTIONS	PART NUMBER
 Tamper-Resistant Half Controlled Outlet	This Plug Load outlet controls half the receptacle, featuring a factory-broken split-circuit tab, allowing half of the receptacle to turn off for energy efficiency and cost savings. They are code-required, meet standards, and include permanent power markings. Provides 20A pass-through.	15A, 125V 	5-15R		White Magnesium Graphite	ARCH152W10 ARCH152M10 ARCH152G10
 Half-Size USB Outlet	Perfect for charging mobile devices such as phones and tablets. Pair with a switch or outlet in a 1-Gang+ plate for more functionality in one box. Provides 20A pass-through.	2.1A, 5 VDC, 11W 			White Magnesium Graphite	ARUSBW4 ARUSBM4 ARUSBG4
 Dual USB Plus-Size Outlet Combo	Perfect for charging multiple mobile devices such as phones and tablets. 15A provides 20A pass-through.	3.1A, 5V DC 15A, 125V 			White Magnesium Graphite	ARTRUSB153W4 ARTRUSB153M4 ARTRUSB153G4
	Does not include wall plate					
 Dual USB Outlet with Wallplate	Perfect for charging multiple mobile devices such as phones and tablets. Comes with a wall plate included.	3.1A, 5V DC 15A, 125V 			White Magnesium Graphite	ARTRUSB153W4WP ARTRUSB153M4MP ARTRUSB153G4WP
 Ultra-Fast USB Type A/A Outlet	Charge phones, tablets and more, faster, with 2 USB connections pulling 6 amps of power.	6A 			White Magnesium Graphite	ARUSB2AA6W4 ARUSB2AA6M4 ARUSB2AA6G4
 Ultra-Fast USB Type A/C Outlet	Charges phones, tablets and more, faster, with 6 amps of power via USB Types-A and C connections.	6A 			White Magnesium Graphite	ARUSB2AC6W4 ARUSB2AC6M4 ARUSB2AC6G4
 15A Tamper-Resistant Ultra-Fast USB Type A/C Outlet	Charges phones, tablets and more, faster, with 6 amps of power via USB Types-A and C connections.	6A 15A, 125V 			White Magnesium Graphite	ARTRUSB156ACW4 ARTRUSB156ACM4 ARTRUSB156ACG4
 20A Tamper-Resistant Ultra-Fast USB Type A/C Outlet	Charges phones, tablets and more, faster, with 6 amps of power via USB Types-A and C connections.	6A 20A, 125V 			White Magnesium Graphite	ARTRUSB206ACW4 ARTRUSB206ACM4 ARTRUSB206ACG4



## Pop-Out™ Outlet (Receptacle)

Pop-Out Outlets require a special frame (included in package) and are not compatible with those used with adorne wall plates. **They require a deep box, such as Pass & Seymour SI22R, for installation or in a location that has a thick material like a kitchen backsplash, in a standard box.** Each 15A outlet includes capacity for three plugs.




NAME	DESCRIPTION	RATINGS	NEMA CONFIGURATION	COMPLIANCE	FINISH OPTIONS	PART NUMBER
Pop-Out Outlet, 1-Gang 	Includes 1-gang frame for installation. Cannot be paired with other switches, dimmers, outlets, or accessories. 15A version provides 3 receptacles. 20A version provides 2 receptacles. Cannot be used in multi-gang installations.	15A 	5-15R		White Magnesium Graphite	ARPTR151GW2 ARPTR151GM2 ARPTR151GG2
		20A	5-20R			ARPTR201GW2 ARPTR201GM2 ARPTR201GG2
Pop-Out Outlet, 2-Gang 	Includes one Pop-Out Outlet and 2-gang frame for installation. Select this option to pair your Pop-Out Outlet with another adorne switch, dimmer, outlet, or accessory.	15A 	5-15R		White Magnesium Graphite	ARPTR152GW2 ARPTR152GM2 ARPTR152GG2



## deQuorum™ Flip-Up Table Boxes

deQuorum Flip-Up Table Boxes provide flexibility in decor, communication connectivity options, and installation to meet specific functional and aesthetic needs. Flip-Up Table Boxes bring the modules above the work surface when in use for easy access. Available in a black powder coat or brushed stainless steel finish.




\*For additional configurations contact your local rep.

NAME	DESCRIPTION	RATINGS	NEMA CONFIGURATION	COMPLIANCE	FINISH OPTIONS	PART NUMBER
Field Wired Dequorum™ Single Flip Up Unit with USB 	Unit includes one (1) 15A tamper resistant duplex receptacle with two (2) USB ports that provide 3.1A.	15A, 125V	5-15R		Black Stainless	DQFF15UBK DQFF15UST
Cord Ended Dequorum™ Single Flip Up Unit with USB 	Unit includes one (1) 15A black tamper-resistant duplex receptacle with two (2) USB ports that provide 3.1A. Unit comes with a 6' (1.83m) cord. Comes with a black powder coat finish.	15A, 125V	5-15R		Black Stainless	DQFP15UBK DQFP15UST
Cord Ended Dequorum™ Single Flip Up Unit 	Unit includes one (1) 15A black tamper-resistant duplex receptacle. Unit comes with a 6' (1.83m) cord. Comes with a black powder coat finish.	15A, 125V	5-15R		Black Stainless	DQFP15BK DQFP15ST



## Furniture Power Centers


Furniture Power Centers offer endless design possibilities for providing power that's built-into furniture that have never been available before. Fueled by the beauty and diversity of adorne devices and wall plates, Furniture Power Centers are designed to blend seamlessly with or provide a beautiful accent to your furniture and design of your space. Add charging, switching and dimming directly into the headboard, night stand or lobby seating- just plug and play.

NAME	DESCRIPTION	RATINGS	NEMA CONFIGURATION	COMPLIANCE	FINISH OPTIONS	PART NUMBER
Furniture Power, Outlet and USB Port 	Easily add power and charging to furniture. 1 tamper-resistant outlet and 1 USB charging port in a magnesium finish. Wall plate sold separately. Comes standard with 8 foot cord with right angle plug.	Receptacles: 15A 120Vac  USB charging ports: 2.4A, 5Vdc each			White Magnesium	AD1-RU-W AD1-RU-M
Furniture Power, Outlet and 2 USB Ports 	Easily add power and charging to furniture. 1 tamper-resistant outlet and 2 USB charging ports in a magnesium finish. Wall plate sold separately. Comes standard with 8 foot cord with right angle plug.	Receptacles: 15A 120Vac  USB charging ports: 2.4A, 5Vdc each			White Magnesium	AD2-2UR-W AD2-2UR-M
Furniture Power, 2 Outlets and 2 USB Ports 	Easily add power and charging to furniture. 2 tamper-resistant outlets and 2 USB charging ports in a magnesium finish. Wall plate sold separately. Comes standard with 8 foot cord with right angle plug.	Receptacles: 15A 120Vac  USB charging ports: 2.4A, 5Vdc each			White Magnesium	AD3-R2UR-W AD3-R2UR-M



## Illumination Accessories

You've never seen a night light that hides itself so cleverly, yet responds so elegantly to a simple touch. Or one that can be lifted from its home on your wall to double as a carry-around flashlight. When it comes to brilliant solutions, adorne really shines. All night lights include ambient light level sensors. Each features a range of settings, including: Always Off, Low, Medium, and High. If set to Low, Medium, or High, the night light's LED will only be visible when the ambient room is dark. To change the selected setting, simply push on the square in the upper right-hand corner of the night light.



NAME	DESCRIPTION	COMPLIANCE	PART NUMBER
Half-size Night Light	Features a soft, glowing LED light.  Pair with a switch or outlet in a 1-Gang, 3-Module Plate for added flexibility.  <b>Light levels include:</b> Always Off Low Medium High		AANLM14
Night Light	Features a soft, glowing LED light.  <b>Light levels include:</b> Always Off Low Medium High		AANLM24
Portable Night Light/ Flashlight	Simply push on this innovative night light to remove it from the wall and use it as a flashlight. Device recharges while mounted in wall and operates for up to 10 hours during a power failure.  Includes light level options listed above, as well as Flashlight Mode, which is activated only when device is removed from the wall.		AARNL2



In-wall Night Light function



Press on Night Light to remove from wall



Portable flashlight function

## Accent Night Light

The Accent Night Light is a stunning addition to any adorne product and is compatible with any\* 1- through 4-Gang wall plate. The device is invisible once installed, but can be activated by placing a finger under the wall plate. This will cause the light to cycle through several light level options, as depicted in the chart below.

NAME	COMPLIANCE	PART NUMBER
Accent Night Light, 1-Gang		AAAL1G4
Accent Night Light, 2-Gang		AAAL2G2
Accent Night Light, 3-Gang		AAAL3G2
Accent Night Light, 4-Gang		AAAL4G2



\*Please note, the Accent Night Light will not work with the Pop-Out Outlet.

## Light Level Settings

The Accent Night Light will cycle through these options, allowing you to select the setting you prefer. Auto-OFF indicates that the light will automatically turn on when the room is dark and off when the room is light.

DAYTIME	NIGHT TIME
Auto-OFF (1)	High
Always ON (2)	Medium
	Low
	Ultra-Low
	OFF (3)

1. Light turns off automatically when room is light.
2. Light remains on when room is light.
3. Light remains off when room is dark.

## Locator Status Light: Find Us in the Dark

NAME	DESCRIPTION	COMPLIANCE	PART NUMBER
Locator Status Light	Add a stylish, small locator light to your Paddle, Whisper, or Push switch or dimmer and you'll never again have to slide your hand across the wall trying to find that switch.  The locator light is a standard feature of all other switches and dimmers. It can be disabled if desired.  Locator light is on when the load is off and off when the load is on.		AALSL6 AALSL277 (277 VAC)



**OPTIONAL**

<b>Paddle</b> Optional Accessory	<b>Whisper</b> Optional Accessory	<b>Push</b> Optional Accessory	<b>sofTap</b> Standard Feature	<b>SensaSwitch</b> Standard Feature	<b>Touch</b> Standard Feature	<b>Wave</b> Standard Feature

# CONNECTIVITY & ACCESSORIES

## Blank Module

Use this blank insert to give your project a complete, finished look. Pair it with other half-size devices, like the Night Light, Paddle Switch, or USB, in a 1-gang wall plate.

NAME	FINISH OPTIONS	PART NUMBER
Half-Size Blank	White Magnesium Graphite	AABK1W4 AABK1M4 AABK1G4

## Keystone Frames

For a consistent look throughout the project, select an adorne keystone frame to enable audio, video, and data connectivity in an adorne wall plate. Simply pair a 1-port, 2-port, or 4-port frame with any keystone inserts shown on the next page and then mount in an adorne wall plate for a complete installation.


NAME	FINISH OPTIONS	PART NUMBER
1-Port Frame	White Magnesium Graphite	AC1PFW1 AC1PFM1 AC1PFG1
2-Port Frame	White Magnesium Graphite	AC2PFW1 AC2PFM1 AC2PFG1
4-Port Frame	White Magnesium	AC4PFW1 AC4PFM1
In-Wall Cable Access Port	White Magnesium	ACBRSTPW1 ACBRSTPM1



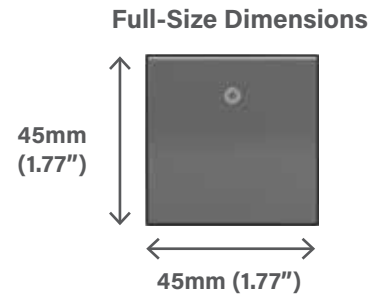
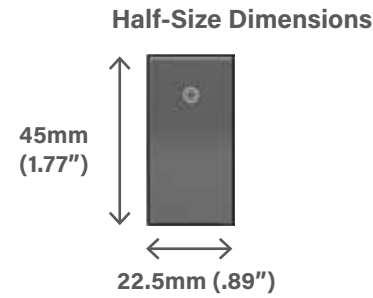
## Keystone Inserts

NAME	FINISH OPTIONS	PART NUMBER
Cat 5e RJ45 Data/Phone Insert	White Magnesium	AC5ERJ45W1 AC5ERJ45M1
Cat 5e RJ45 Data Coupler Insert	White Magnesium	AC5ERJ45CW1 AC5ERJ45CM1
Cat 6 RJ45 Data Insert	White Magnesium Graphite	AC6RJ45W1 AC6RJ45M1 AC6RJ45G1
RJ25 Phone Jack	White Magnesium	ACRJ25W1 ACRJ25M1
Component Video RCA to F Kit	White Magnesium	ACRGRCAFW1 ACRGRCAFM1
Composite Video RCA to F-Connector	White Magnesium	ACYRCAFW1 ACYRCAFM1

NAME	FINISH OPTIONS	PART NUMBER
HDMI Keystone Coupler	White Magnesium	ACHDMIW1 ACHDMIM1
Single Keystone Speaker Connector	White Magnesium	ACSSIW1 ACSSIM1
Speaker Binding Posts	White Magnesium	ACABPW1 ACABPM1
Subwoofer RCA to F-Connector	White Magnesium	ACPRCAFW1 ACPRCAFM1
Video F-Connector	White Magnesium Graphite	ACNRFCW1 ACNRFCM1 ACNRFCG1
Blank Keystone Insert (4-Pack)	White Magnesium	ACBLKW4 ACBLKM4



## Modular Unit Dimensions



- The basic building block of the system is a half-size unit (45mm x 22.5mm).
- All devices have either half-size or full-size front faces.
- Devices also have either half-size, full-size, or plus-size backbodies.
- Most switches, dimmers, and outlets are in the full-size format (45mm x 45 mm). This is the standard adorne proprietary "45" opening.

## Front Face and Backbody Modular Sizes

NAME	FRONT FACE SIZE	BACKBODY SIZE
<b>SWITCHES</b>		
Paddle Switch, 2-Module	Full-Size	Full-Size
Paddle Switch, 1-Module	Half-Size	Half-Size
Whisper Switch	Full-Size	Full-Size
Push Switch	Full-Size	Full-Size
sofTap Switch	Full-Size	Plus-Size
SensaSwitch	Full-Size	Plus-Size
Touch	Full-Size	Plus-Size
Wave	Full-Size	Plus-Size
<b>DIMMERS</b>		
Paddle	Full-Size	Plus-Size
Whisper	Full-Size	Plus-Size
sofTap	Full-Size	Plus-Size
SensaDimmer	Full-Size	Plus-Size
Touch	Full-Size	Plus-Size
Paddle Fan Speed Control	Full-Size	Plus-Size

NAME	FRONT FACE SIZE	BACKBODY SIZE
<b>OUTLETS</b>		
Tamper-Resistant Outlet, Full-Size	Full-Size	Full-Size
Tamper-Resistant Outlet, Plus-Size	Plus-Size	Plus-Size
GFCI Outlet, Full-Size	Full-Size	Plus-Size
GFCI Outlet, Plus-Size	Plus-Size	Plus-Size
Energy-Saving ON/OFF Outlet	Full-Size	Full-Size
USB Outlet	Half-Size	Half-Size
<b>ILLUMINATION</b>		
Night Light, Half-Size	Half-Size	Half-Size
Night Light, Full-Size	Full-Size	Full-Size
Portable Night Light/Flashlight	Full-Size	Plus-Size

## Optional Configurations

### 1-Gang



### 1-Gang



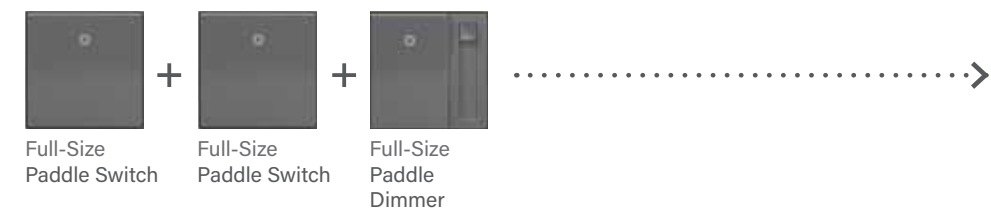
### 1-Gang+



### 2-Gang



### 3-Gang



### 4-Gang





CHOOSE A  
STYLE AS  
INTERESTING  
AS YOURS



## WALL PLATES



34 **Overview**

36 **Real Materials**

38 **Cast Metals**

40 **The Hubbardton Forge® Line**

42 **Plastics**

REAL MATERIALS

cast metals

Hubbardton Forge<sup>®</sup>

PLASTIC



Black Stainless



Brushed Stainless



Custom with Magnesium Trim



Custom with White Trim



Macassar



Bronze



Natural Iron



Black Ink



Bronze



Bleu Noir



Mirror



Mirror Black



Mirror White



Mirror White, White-on-White



Slate Linen



Carnival



Graphite



Gloss White



Gloss White, White-on-White



Golden Sands



Spiraled Stainless




Rustic Gray



True Linen



Black Nickel



Brushed Black Nickel



Greige



Hibiscus



Magnesium



Pale Blue



Powder White



Brushed Satin Brass



Brushed Stainless Steel



Coffee



Matte Antique Copper



Satin Black



Satin Light Almond



Titanium




Oil-Rubbed Bronze



Satin Nickel


















**MIRROR WHITE ON WHITE | AWM1G2MWW4**

### Real Materials




























adorne real material Wall Plates are created with natural materials such as leather and wood. Each wall plate is hand-crafted by artisans and no two are exactly alike. These slight variations in finish and color add to the unique beauty of the adorne real material line.

NAME	GANGS	PART NUMBER	NAME	GANGS	PART NUMBER
 <b>NEW!</b> cUL LISTED cETL LISTED	1-Gang 1-Gang+ 2-Gang 3-Gang 4-Gang	AWM1G2BLS4 AWM1G3BLS4 AWM2GBLS4 AWM3GBLS4 AWM4GBLS4	 cUL LISTED cETL LISTED	1-Gang 1-Gang+ 2-Gang 3-Gang 4-Gang	AWM1G2MW4 AWM1G3MW4 AWM2GMW4 AWM3GMW4 AWM4GMW4
 cUL LISTED cETL LISTED	1-Gang 1-Gang+ 2-Gang 3-Gang 4-Gang	AWM1G2MS4 AWM1G3MS4 AWM2GMS4 AWM3GMS4 AWM4GMS4	 cUL LISTED cETL LISTED	1-Gang 1-Gang+ 2-Gang 3-Gang 4-Gang	AWM1G2MWW4 AWM1G3MWW4 AWM2GMWW4 AWM3GMWW4 AWM4GMWW4
 cUL LISTED cETL LISTED	1-Gang 1-Gang+ 2-Gang 3-Gang 4-Gang	AWM1G2M4 AWM1G3M4 AWM2GM4 AWM3GM4 AWM4GM4	 <b>NEW!</b> cUL LISTED cETL LISTED	1-Gang 1-Gang+ 2-Gang 3-Gang 4-Gang	AWM1G2RG4 AWM1G3RG4 AWM2GRG4 AWM3GRG4 AWM4GRG4
 cUL LISTED cETL LISTED	1-Gang 1-Gang+ 2-Gang 3-Gang 4-Gang	AWM1G2W4 AWM1G3W4 AWM2GW4 AWM3GW4 AWM4GW4	 <b>NEW!</b> cUL LISTED cETL LISTED	1-Gang 1-Gang+ 2-Gang 3-Gang 4-Gang	AWM1G2SL4 AWM1G3SL4 AWM2GSL4 AWM3GSL4 AWM4GSL4
 <b>NEW!</b> cUL LISTED cETL LISTED	1-Gang 1-Gang+ 2-Gang 3-Gang 4-Gang	AWM1G2MA4 AWM1G3MA4 AWM2GMA4 AWM3GMA4 AWM4GMA4	 <b>NEW!</b> cUL LISTED cETL LISTED	1-Gang 1-Gang+ 2-Gang 3-Gang 4-Gang	AWM1G2SP4 AWM1G3SP4 AWM2GSP4 AWM3GSP4 AWM4GSP4
 cUL LISTED cETL LISTED	1-Gang 1-Gang+ 2-Gang 3-Gang 4-Gang	AWM1G2MR4 AWM1G3MR4 AWM2GMR4 AWM3GMR4 AWM4GMR4	 <b>NEW!</b> cUL LISTED cETL LISTED	1-Gang 1-Gang+ 2-Gang 3-Gang 4-Gang	AWM1G2TL4 AWM1G3TL4 AWM2GTL4 AWM3GTL4 AWM4GTL4
 cUL LISTED cETL LISTED	1-Gang 1-Gang+ 2-Gang 3-Gang 4-Gang	AWM1G2MB4 AWM1G3MB4 AWM2GMB4 AWM3GMB4 AWM4GMB4			



## Cast Metals

adorne cast metal Wall Plates are hand-crafted by artisans, making them unique and distinctive. These slight variations in finish and color add to the rich beauty of the adorne cast metal offering.

NAME	GANGS	PART NUMBER	NAME	GANGS	PART NUMBER
 <b>NEW!</b>  	1-Gang 1-Gang+ 2-Gang 3-Gang 4-Gang	AWC1G2BLN4 AWC1G3BLN4 AWC2GBLN4 AWC3GBLN4 AWC4GBLN4	 <b>NEW!</b>  	1-Gang 1-Gang+ 2-Gang 3-Gang 4-Gang	AWC1G2MAC4 AWC1G3MAC4 AWC2GMAC4 AWC3GMAC4 AWC4GMAC4
 <b>NEW!</b>  	1-Gang 1-Gang+ 2-Gang 3-Gang 4-Gang	AWC1G2BBN4 AWC1G3BBN4 AWC2GBBN4 AWC3GBBN4 AWC4GBBN4	 <b>NEW!</b>  	1-Gang 1-Gang+ 2-Gang 3-Gang 4-Gang	AWC1G2SBL4 AWC1G3SBL4 AWC2GSBL4 AWC3GSBL4 AWC4GSBL4
 <b>NEW!</b>  	1-Gang 1-Gang+ 2-Gang 3-Gang 4-Gang	AWC1G2BSB4 AWC1G3BSB4 AWC2GBSB4 AWC3GBSB4 AWC4GBSB4	  	1-Gang 1-Gang+ 2-Gang 3-Gang 4-Gang	AWC1G2OB4 AWC1G3OB4 AWC2GOB4 AWC3GOB4 AWC4GOB4
  	1-Gang 1-Gang+ 2-Gang 3-Gang 4-Gang	AWC1G2BS4 AWC1G3BS4 AWC2GBS4 AWC3GBS4 AWC4GBS4	  	1-Gang 1-Gang+ 2-Gang 3-Gang 4-Gang	AWC1G2SN4 AWC1G3SN4 AWC2GSN4 AWC3GSN4 AWC4GSN4
 <b>NEW!</b>  	1-Gang 1-Gang+ 2-Gang 3-Gang 4-Gang	AWC1G2COF4 AWC1G3COF4 AWC2GCOF4 AWC3GCOF4 AWC4GCOF4			



SATIN NICKEL | AWC1G2SN4

## The Hubbardton Forge® Line

What happens when you combine a 6,000 year-old art with leading edge, touch-sensitive technology? Introducing the Hubbardton Forge line by Legrand, as part of the adorne® collection. Lustrous metal plates, forged by fire to make adorne's simply elegant switches and outlets a perfect match with Hubbardton Forge's rich array of metal textures and finishes. It's a partnership forged in the fires of creativity and passion.


NAME	GANGS	PART NUMBER	NAME	GANGS	PART NUMBER
Bronze   	1-Gang	AWM1G2HFBR4	Natural Iron   	1-Gang	AWM1G2HFFE4
	1-Gang+	AWM1G3HFBR1		1-Gang+	AWM1G3HFFE1
	2-Gang	AWM2GHFBR1		2-Gang	AWM2GHFFE1
	3-Gang	AWM3GHFBR1		3-Gang	AWM3GHFFE1
	4-Gang	AWM4GHFBR1		4-Gang	AWM4GHFFE1



**NATURAL IRON** | AWM2GHFFE1

Variations in finish appearance are a normal and desired result of the process rendering each piece an individual and unique work of art.















GRAPHITE | AWP2GGR4





## Plastics







Available in a variety of classic and contemporary colors, Adorne plastic Wall Plates provide the perfect finishing touch to any installation.

NAME	GANGS	PART NUMBER	NAME	GANGS	PART NUMBER
<b>Black Ink</b> 	1-Gang 1-Gang+ 2-Gang 3-Gang 4-Gang 5-Gang 6-Gang	AWP1G2NK4 AWP1G3NK4 AWP2GNK4 AWP3GNK4 AWP4GNK4 AWP5GNK1 AWP6GNK1	<b>Gloss White, White-on-White</b> 	1-Gang 1-Gang+ 2-Gang 3-Gang 4-Gang 5-Gang 6-Gang	AWP1G2WHW10 AWP1G3WHW4 AWP2GWHW10 AWP3GWHW4 AWP4GWHW4 AWP5GWHW1 AWP6GWHW1
<b>Bronze</b> 	1-Gang 1-Gang+ 2-Gang 3-Gang 4-Gang 5-Gang 6-Gang	AWP1G2BR6 AWP1G3BR4 AWP2GBR4 AWP3GBR4 AWP4GBR4 AWP5GBR1 AWP6GBR1	<b>Gloss White</b> 	1-Gang 1-Gang+ 2-Gang 3-Gang 4-Gang 5-Gang 6-Gang	AWP1G2WH6 AWP1G3WH4 AWP2GWH4 AWP3GWH4 AWP4GWH4 AWP5GWH1 AWP6GWH1
<b>Bleu Noir</b> <b>NEW!</b> 	1-Gang 1-Gang+ 2-Gang 3-Gang 4-Gang 5-Gang 6-Gang	AWP1G2BN4 AWP1G3BN4 AWP2GBN4 AWP3GBN4 AWP4GBN4 AWP5GBN1 AWP6GBN1	<b>Golden Sands</b> <b>NEW!</b> 	1-Gang 1-Gang+ 2-Gang 3-Gang 4-Gang 5-Gang 6-Gang	AWP1G2GS4 AWP1G3GS4 AWP2GS4 AWP3GS4 AWP4GS4 AWP5GS1 AWP6GS1
<b>Carnival</b> <b>NEW!</b> 	1-Gang 1-Gang+ 2-Gang 3-Gang 4-Gang 5-Gang 6-Gang	AWP1G2CA4 AWP1G3CA4 AWP2GCA4 AWP3GCA4 AWP4GCA4 AWP5GCA1 AWP6GCA1	<b>Greige</b> 	1-Gang 1-Gang+ 2-Gang 3-Gang 4-Gang 5-Gang 6-Gang	AWP1G2GG4 AWP1G3GG4 AWP2GG4 AWP3GG4 AWP4GG4 AWP5GG1 AWP6GG1
<b>Graphite</b> 	1-Gang 1-Gang+ 2-Gang 3-Gang 4-Gang 5-Gang 6-Gang	AWP1G2GR6 AWP1G3GR4 AWP2GGR4 AWP3GGR4 AWP4GGR4 AWP5GGR1 AWP6GGR1	<b>Hibiscus</b> <b>NEW!</b> 	1-Gang 1-Gang+ 2-Gang 3-Gang 4-Gang 5-Gang 6-Gang	AWP1G2HB4 AWP1G3HB4 AWP2GHB4 AWP3GHB4 AWP4GHB4 AWP5GHB1 AWP6GHB1



# Plastics

NAME	GANGS	PART NUMBER
Magnesium  	1-Gang	AWP1G2MG6
	1-Gang+	AWP1G3MG4
	2-Gang	AWP2GMG4
	3-Gang	AWP3GMG4
	4-Gang	AWP4GMG4
	5-Gang	AWP5GMG1
	6-Gang	AWP6GMG1
Pale Blue  	1-Gang	AWP1G2BL6
	1-Gang+	AWP1G3BL4
	2-Gang	AWP2GBL4
	3-Gang	AWP3GBL4
	4-Gang	AWP4GBL4
	5-Gang	AWP5GBL1
	6-Gang	AWP6GBL1

NAME	GANGS	PART NUMBER
Powder White  	1-Gang	AWP1G2PW4
	1-Gang+	AWP1G3PW4
	2-Gang	AWP2GPW4
	3-Gang	AWP3GPW4
	4-Gang	AWP4GPW4
	5-Gang	AWP5GPW1
	6-Gang	AWP6GPW1
Satin Light Almond  	1-Gang	AWP1G2LA6
	1-Gang+	AWP1G3LA4
	2-Gang	AWP2GLA4
	3-Gang	AWP3GLA4
	4-Gang	AWP4GLA4
Titanium  	1-Gang	AWP1G2TM6
	1-Gang+	AWP1G3TM4
	2-Gang	AWP2GTM4
	3-Gang	AWP3GTM4
	4-Gang	AWP4GTM4
	5-Gang	AWP5GTM1
	6-Gang	AWP6GTM1



## The adorne Frame System

The frame is the foundation upon which the adorne modular system is built. It is manufactured with high-strength galvanized metal and includes a ground wire.

Frames include plastic spacers. The spacers remain in place for devices with full size backbodies. They must be removed for devices with plus size backbodies, such as dimmers and GFCI outlets.

The frame completes the enclosure, providing a safe installation during the construction phase and allowing the wall plate to be installed at the end of the project.

Each frame includes a leaded ground that supports the full adorne system. Most switches, outlets, and wall plates (including cast metals) are automatically grounded to the frame, saving time and ensuring a safe and reliable ground path.



1-Gang, Full Size with Spacers



1-Gang, Plus Size without Spacers



2-Gang with Spacers



3-Gang with Spacers



4-Gang with Spacers



5-Gang with Spacers



6-Gang with Spacers

## Mounting Frames

NAME	FINISH OPTIONS	PART NUMBER
1-Gang Mounting Frame		AF1G
2-Gang Mounting Frame		AF2G
3-Gang Mounting Frame		AF3G
4-Gang Mounting Frame		AF4G
5-Gang Mounting Frame		AF5G
6-Gang Mounting Frame		AF6G

## The adorne Modular System

Complete versatility and unmatched flexibility

adorne fits in all existing NEMA-approved wallboxes.\*

The frame is grounded.

Device snaps into the frame and is automatically grounded\*\*. It self-aligns without any screws.

Standard Wallbox

Ground Wire

Frame

Device

Wall Plate

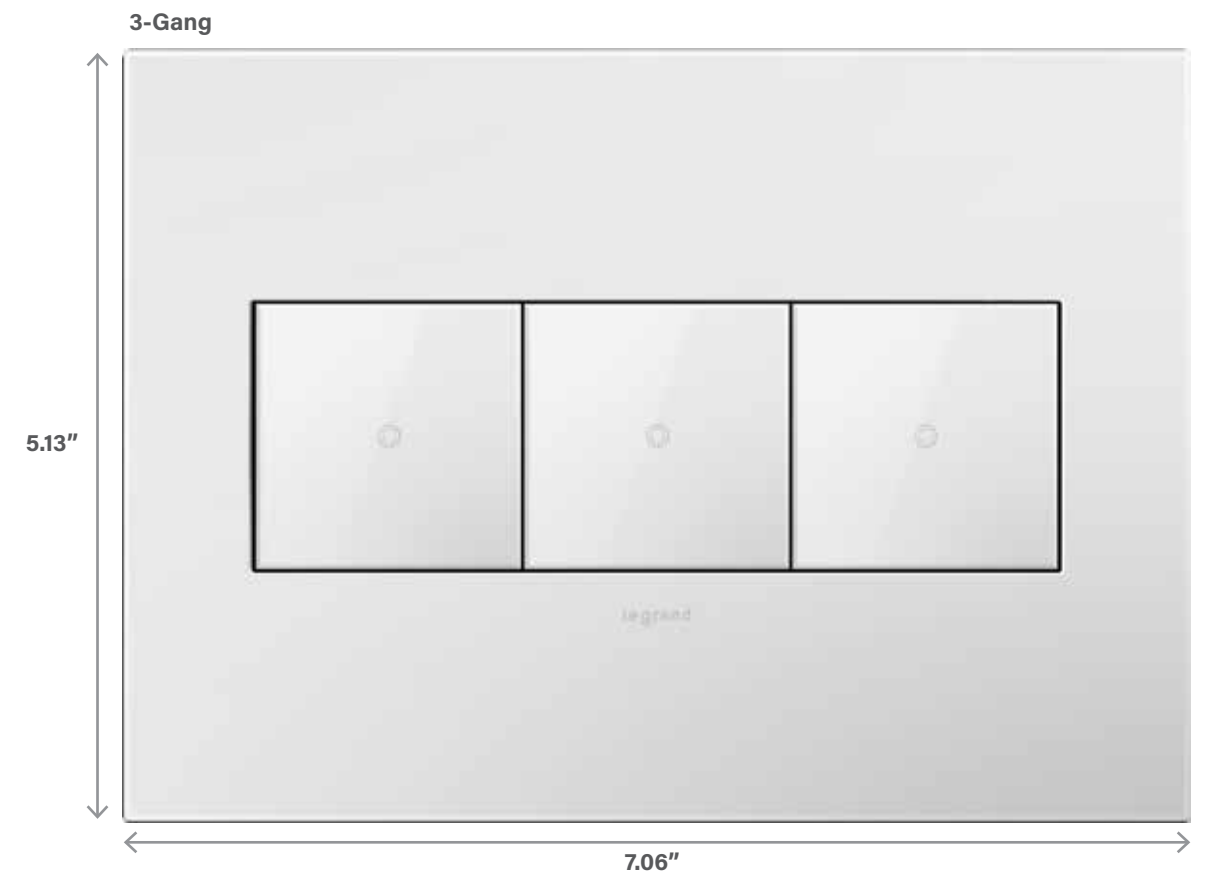
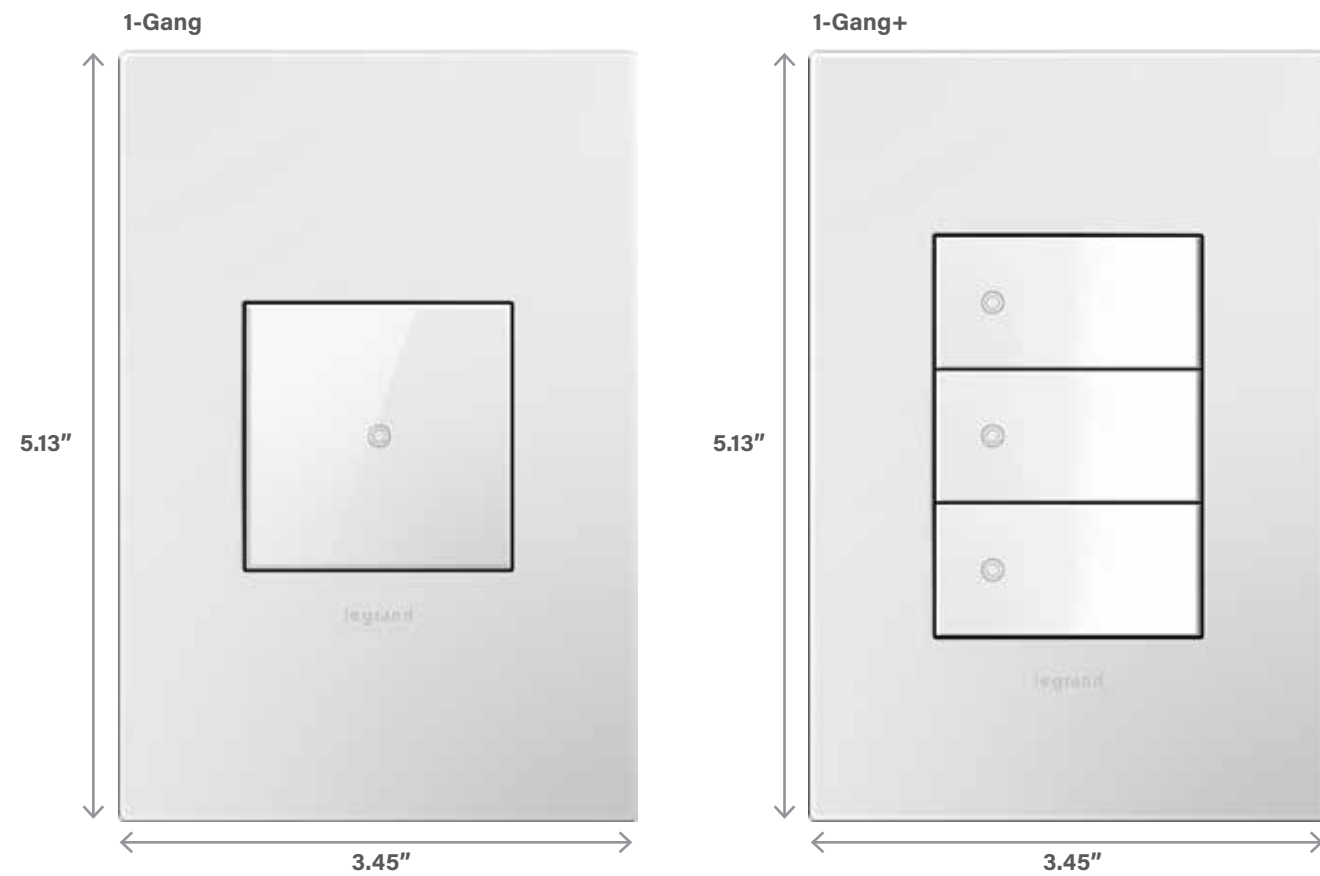
Wall plate snaps onto frame; no screws required.

Modular system solves device alignment problems, improving fit and finish in multi-gang installations.

\* Does not apply to Pop-Out Outlet.  
\*\* Does not apply to Pop-Out Outlet, 20A Outlet, or 20A GFCI Outlet.

Devices simply snap into the frame from the front. During installation, screw the frame to the box, then pull the wires through the frame and wire the device. Then, simply snap the device into the frame.



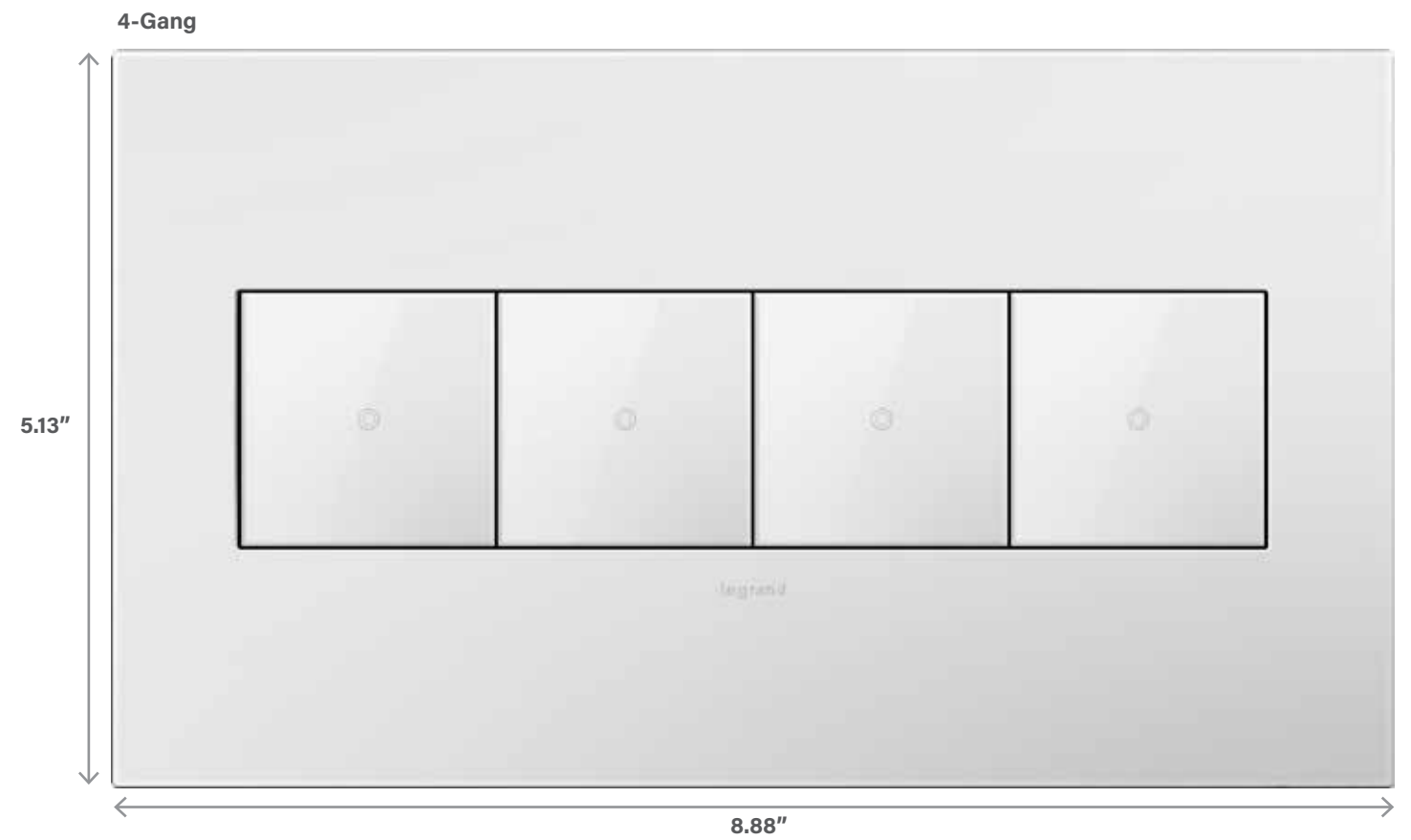
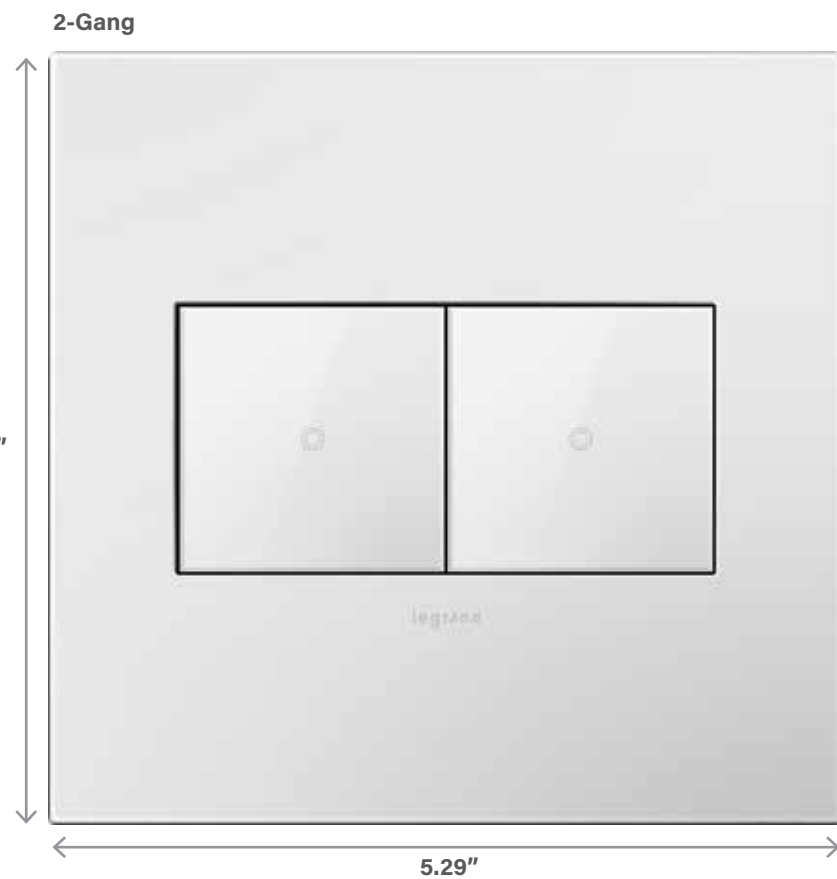


## Wall Plates

Available in six gang sizes, adorne wall plates provide the perfect complement to adorne switches, dimmers, outlets, and accessories. The collection includes a variety of finishes, from cast metals like Satin Nickel and Oil-Rubbed Bronze to real materials such as Leather and Wood. In addition, the collection includes a full offering of plastic plates in contemporary and classic colors, as well as three innovative Soft Touch finishes.

Each wall plate is packaged with a mounting frame to enable easy installation when paired with a device. All plates are screwless and simply snap onto the included metal frame. See page 64 for more information on the adorne frame system.

All adorne wall plates are UL and ETL-approved. 5- and 6-Gang wall plates are not available in all colors.





# A FRESH IDEA FOR COOKING LIGHT



## UNDER-CABINET LIGHTING & POWER SYSTEM



52	Overview
56	Modular Tracks
57	Control Boxes
58	Lighting
59	Modules and Accessories



# A RECIPE FOR KITCHEN MAGIC.

The adorne Under-Cabinet Lighting and Power brings an array of modular components that swap out so easily, you'll want to reconfigure whenever the mood strikes. From speakers and smart phone docks to lighting and outlets, there's a world of possibilities to choose from with these high-tech, highly convenient building blocks.

## Under-Cabinet Lighting and Power



**USB Module:**  
A handy outlet to power today's devices.



**Tamper-Resistant Outlet Module:**  
Convenient power snaps in where you need it.



**LED Slimline Light:** A low-profile, continuous lighting option.



**Linear Lights:** For a consistent, continuous light.



**Tablet Cradle:**  
Puts apps and the internet where you need them.



**Mobile Cradle:**  
Because recharging doesn't have to look sloppy.



**Modular Tracks:** The nerve center that tucks away out of sight. Available in four sizes and two colors.



**LOOKING UP** A view from below reveals how the adorne collection tucks neatly away, offering tons of convenience while hiding underneath your cabinets.



## How to Specify the System

The adorne Under-Cabinet Lighting System is a fully customizable and modular solution for eliminating kitchen clutter. It is compatible with any kitchen layout, such as a galley, L-shaped, or U-shaped, as well as with any home wiring. In order to ensure you have specified the correct products for your system, we recommend you follow the steps outlined below.

### 1. Planning Your System Layout

First, determine where you want to install the system. Then measure your cabinets to determine the length of Modular Track required:

- Measure each cabinet length at back of cabinet.
- For installations with a corner, allow 3" on each side for Corner Connector.
- When totaling up the length of required Modular Track, be sure to include the length of the desired Control Box or Direct Wire Connector. For a 1-gang box, allow 5". For a 2-gang box, allow 5.25". For Direct Wire Connector, allow 6". For more detail on Control Box options, see page 53.
- If your selection of Modular Tracks does not match the exact length of your cabinets, you can use a Modular Track Extender to complete the track. This piece can be cut down to 6". Standard 12", 18", and 27" Modular Tracks cannot be shortened.



9" Modular Track



12" Modular Track



18" Modular Track



27" Modular Track



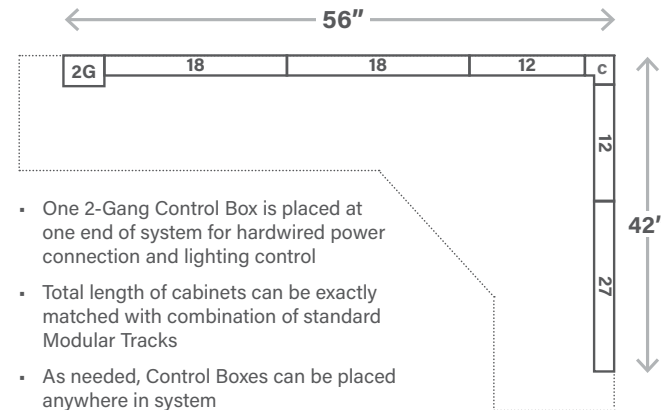
18" Modular Track Extender



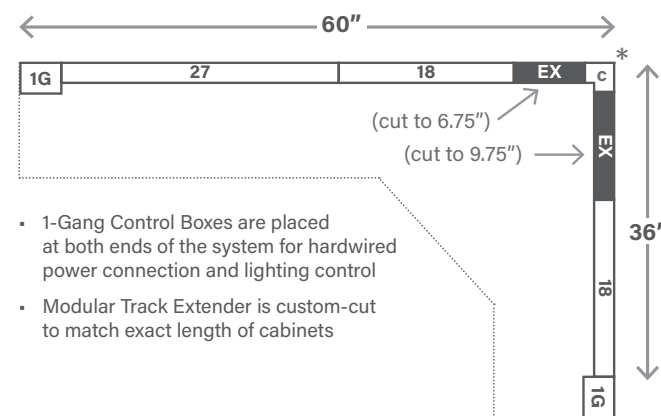
Modular Track Corner Connector

Visit [www.adornemyhome.com](http://www.adornemyhome.com) to watch planning and installation videos.

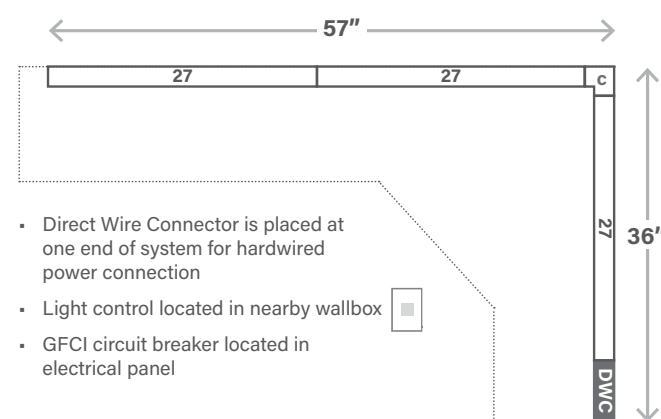
**Sample Installation:** Length of cabinets is equal to combined length of standard Modular Tracks



**Sample Installation:** Length of cabinets is greater than combined length of standard Modular Tracks



**Sample Installation:** Direct wire with system controls in a remote location



### 2. Selecting the Control Box and Power Options

Next, select the type of lighting and power connection you'd like to include. For a hardwired installation, there are five options to choose from which enable expanded lighting control options such as dimming:

- Control Box with Paddle Dimmer
- Control Box with Paddle Dimmer and GFCI protection
- Control Box, 1-Gang (No Devices)
- Control Box, 2-Gang (No Devices)
- Direct Wire Connector

**For hardwired installations, there must be three separate circuits from the electrical panel:**

- Receptacle Circuit: 20 Amps; GFCI-protected; Use #12 wire
- Lighting Circuit: 15 Amps; Use #12 or #14 wire
- Accessory Circuit: 15 Amps; Use #12 or #14 wire

#### Hardwired Control Boxes



Compatible with all adorne 2-module devices. The CFL/LED Paddle Dimmer (ADPD453LM2) is recommended for use with the adorne system.

### 3. Selecting the LED Lights

The adorne Under-Cabinet Lighting System is only compatible with adorne LED lights. Recommended placement for lights is every 18" along Modular Track.

You can select any combination of Linear lights to complete your system. In addition, if you are mounting a light under the cabinet and wish to move it further to the front of the counter, you can use the LED Light Extender. This enables you to increase the length of any light from the Modular Track from a standard 11" to up to 22". This is especially useful in corner installations.



### 4. Choosing Accessories to Complete the System

The final step is to select the accessories to perfectly complement your system. adorne offers a range of options, including USB charging ports, mobile and tablet cradles. Each of these accessories provides flexibility in that it can be added or removed at any time – simply swap it with an existing outlet or blank module to increase your system capabilities.

#### We're here to help!

We have a dedicated project services team on staff to help you plan your projects, including supplying a full takeoff with a wiring diagram based on your floor plans.

Give us a call at 315.468.8413 or email us your project info at [adornemyproject@legrand.us](mailto:adornemyproject@legrand.us).



## Modular Tracks





















The adorne system is a flexible and modular solution designed to eliminate kitchen clutter. Fully customizable, you can select from several types of modules and modify your system in minutes. Simply pop out an existing module and replace it with a new module at any time.



The Modular Tracks listed below simply plug together to create a full system custom-designed for any kitchen. They form the base of the system, housing all of the wiring that connects the modules.

Each system must include a Control Box or Direct Wire Connector that is hardwired to existing wiring or plugged into an outlet on the backsplash.

NAME	COMPLIANCE	SPECIFICATIONS	PART NUMBER
12" Modular Track 	 	Includes one Tamper-Resistant Outlet Module and one Blank Module. Can support up to two LED lights.  Provides 120V power via 15A outlet modules and 20A pass-through.  Module openings are 6" on-center.	APMT12TM2 APMT12W2
18" Modular Track 	 	Includes one Tamper-Resistant Outlet Module and one Blank Module. Can support up to two LED lights.  Provides 120V power via 15A outlet modules and 20A pass-through.  Module openings are 9" on-center.	APMT18TM4 APMT18W4
27" Modular Track 	 	Includes two Tamper-Resistant Outlet Modules and one Blank Module. Can support up to three LED lights.  Provides 120V power via 15A outlet modules and 20A pass-through. Module openings are 9" on-center.	APMT27TM2 APMT27W2
18" Modular Track Extender 		Enables a perfect fit for any kitchen. Simply cut to length (minimum of 6") and attach to end of Modular Track.  Does not include any module openings.	APME18TM2 APME18W2
Modular Track Corner Connector 		Use with installations that include a right-angle corner to connect two Modular Tracks.  Allow 3" on each side for installations with Corner Connectors.	APCCTM4 APCCW4
Short Modular Track 	 	Includes one Tamper-Resistant Outlet Module. Intended for use on short cabinet sections. 10" in length but can be cut to 8".  Enables direct wire connection to wiring behind the wall. Cannot be combined with any other track section.	APST9TM1 APST9W1
Pro Kit 		Includes the adorne control box with the paddle dimmer, 18" Track, 12" Track, an additional tamper-resistant outlet, and a tablet cradle.	APMTPROTM1

### We're here to help!

We have a dedicated project services team on staff to help you plan your projects, including supplying a full takeoff based on your floor plans.

Give us a call at 315.468.8413 or email us your project info at [adornemyproject@legrand.us](mailto:adornemyproject@legrand.us).











## Control Boxes

Every Under-Cabinet Lighting System must include one of the below Control Boxes or Direct Wire Connector. These boxes connect to existing in-wall wiring or plug into an outlet on the backsplash to provide system power.

Control Boxes include system end caps, ensuring a clean finish on the left and right edges of the installed system.



Hardwired Installations that include USB modules require three circuits.

NAME	COMPLIANCE	SPECIFICATIONS	PART NUMBER
Control Box with Paddle Dimmer 	450W 	Connects to existing in-wall wiring. Fits onto end of Modular Track, adding 5" onto system length.  Includes adorne 450W CFL/LED Paddle Dimmer (ADPD453LM2).  GFCI protection must be provided at the electrical panel	APCB1TM4 APCB1W4
Control Box with Paddle Dimmer and 15A GFCI 	450W 15A 	Connects to existing in-wall wiring. Fits onto end of Modular Track, adding 5.25" onto system length.  Includes adorne 450W CFL/LED Paddle Dimmer (ADPD453LM2) and 15A Tamper-Resistant GFCI Outlet (AGFTR152M4).	APCB6TM2 APCB6W2
Control Box, No Devices, 1-Gang 		Connects to existing in-wall wiring. Fits onto end of Modular Track, adding 5" onto system length. Customize with your preference of adorne dimmers, switches, or outlets.	APCB4TM1 APCB4W1
Control Box, No Devices, 2-Gang 		Connects to existing in-wall wiring. Fits onto end of Modular Track, adding 5.25" onto system length. Customize with your preference of adorne dimmers, switches, or outlets.	APCB5TM1 APCB5W1
Direct Wire Connector 		Enables direct wire feed of power from in-wall wiring, eliminating need for a Control Box. Connector is 6" in length.	APDWCTM1 APDWCW1

## Lighting

adorne Linear LED Lights are designed for use with the adorne system only. They can be paired with the adorne SoftTap Tru-Universal Dimmer (ADTP703TUW4) to enable dimming.

Lights easily plug into a connection port on any system module. Optimal positioning is one light for every 18" of Modular Track. Lights can be added or removed as needed.

### LED Linear Light + Accessories (Comes in Titanium only)

NAME	COMPLIANCE	SPECIFICATIONS	PART NUMBER
LED Linear Light		<ul style="list-style-type: none"> <li>8W</li> <li>280 lumens</li> <li>correlated color temperature: 3000K color rendering index: 95</li> </ul>	ALLNLEDTM4
Light Extender		Enables adorne LED lights to be mounted up to 22" from backsplash by extending cord length beyond default 11". Ideal for corner cabinet installations.	ALEXTLEDTM4

### LED Slimline Light + Accessoires

NAME	COMPLIANCE	SPECIFICATIONS	PART NUMBER
6" LED SlimlineLight		<ul style="list-style-type: none"> <li>2.38 Watts</li> <li>158 lumens</li> <li>coorelated color temperature: 3000K, color rendering index 93</li> <li>Tru-Universal Dimmer recommended</li> </ul>	ALSLED6W4 ALSLED6TM4
12" LED Slimline Light		<ul style="list-style-type: none"> <li>4.83 Watts</li> <li>328 lumens</li> <li>coorelated color temperature: 3000K, color rendering index 93</li> <li>Tru-Universal Dimmer recommended</li> </ul>	ALSLED12W4 ALSLED12TM4
LED Dimmable Driver		The 30 Watt LED dimmable drive powers up to 6 feet of adorne expandable light strips.	ALSLDR30W1 ALSLDR30TM1
LED Dimmable Driver		The 60 Watt LED dimmable drive powers up to 10 feet of adorne expandable light strips.	ALSLDR60TM1 ALSLDR60W1
Joiner Cable 8"		Perfect for joining your LED lights and creating a finished look. Adds 8" of space between adorne LED Lights. Pair with an additional cable for even more space	ALSLJC8W4 ALSLJC8TM4
Joiner Cable 14"		Perfect for joining your LED lights and creating a finished look. Adds 14" of space between adorne LED Lights. Pair with an additional cable for even more space.	ALSLJC14W4 ALSLJC14TM4
T Fitting		Perfect for splitting power to different locations while creating a finished look. Use Tee Cables to split the power from an adorne driver into two different directions.	ALSLTW4 ALSLTTM4
Power Cable Extender 36"		Perfect for extending cables and hiding cables out of sight for a clean, finished look. Use the Power cable extender to extend the length of cables, allowing you to hide drivers in or above cabinets.	ALSLPC36W4 ALSLPC36TM4

## Modules and Accessories

adorne system modules are designed to fit in any module opening, and can be easily added or removed by using the included module tool. Simply fit the tool into either end of the module and pop it out of the track.

Cradles do not occupy a module opening. Instead, they save space by resting on the back edge of the track.

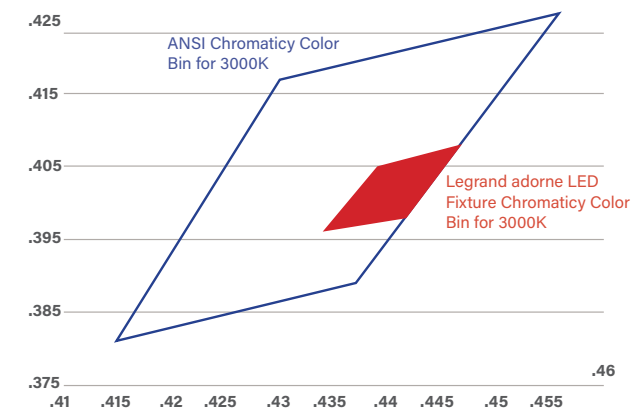


NAME	COMPLIANCE	SPECIFICATIONS	PART NUMBER
15A Outlet Module	15A, 120V 	Provides two power outlets by snapping into any module opening. Tamper-resistant outlet is designed with a patented shutter system.  Included with short, 12", 18", and 27" Modular Tracks.	APTR15TM4 APTR15W4
USB Outlet Module	3.1A, 5V 	Provides two USB charging ports for devices such as mobile phones and tablets by snapping into any module opening.  Charging cable not included.	APUSB3TM4 APUSB3W4
Mobile Phone Cradle		Attaches anywhere along track to hold a mobile phone. Perfect for use with USB Outlet Module while charging devices.	AAPCTM4 AAPCW4
Tablet Cradle		Attaches anywhere along track to hold a tablet. Perfect for use with USB Outlet Module while charging devices.	AATCM4 AATCW4

The adorne system is optimized to provide a premium under-cabinet lighting solution by utilizing the latest innovations in lighting research and LED technologies.

### System specifications:

- OSRAM OSOLON® Color Champ LED
- Nominal 3000K Correlated Color Temperature (CCT) warm light output
- Linear Lights have a Color Rendering Index (CRI) of 95  
Slimline Lights have a Color Rendering Index (CRI) of 93
- Excellent range of color differentiation and rendering of the important red color (think red meat and apples) and skin tones
- A bright lumen light output provides optimized lighting for the under-cabinet environment
- Efficient driver design integrated in each fixture results in:
  - Reliable and smooth dimming
  - ENERGY STAR certification
  - Rated for 40,000 hours of high performance
- LED quality control uses a "fine bin system" based on a three-step MacAdams ellipse to ensure color consistency



adorne individual LEDs are specifically selected to ensure fixture output CCT uniformity within a range of less than 100. This tight manufacturing assurance process ensures that variations inherent in the LED chip manufacturing process do not compromise reliable light quality.

# BEAUTY & BRAINS



## APP-BASED LIGHTING SYSTEM



62 **App-Based Lighting System**

64 **Wi-Fi Ready Switches and Dimmers**

66 **Accessories**



# APP-BASED LIGHTING CONTROL

ADD STYLE AND FUNCTIONALITY - CONTROL YOUR LIGHTS WITH YOUR VOICE OR SMARTPHONE



## HOW IT WORKS

1. Replace any standard light switch with a Wi-Fi ready switch or dimmer.
2. Plug the Hub into your home network.
3. Download the free Legrand Lighting Control app.
4. Easily set up your custom lighting settings.
5. Enjoy voice control by integrating with Amazon Alexa or the Google Assistant



## 1. ADD SECURITY

Wherever you are, your home can look like you never left. Set up timed lighting sequences for when you're away.

## 2. REST EASY IN VACATION MODE

Vacation mode automatically remembers your last week of lighting activity. Set it for your house to replay on its own while you're on vacation.



## 3. SAVE ENERGY

Ever wonder if all the lights are off for the night? Use the app to ensure the electricity goes to bed when you do.

## 4. SET YOUR RULES

Imagine setting your lights to wake up in the morning and greet you at home after a day away. You determine your rules, easily set it up in the app, and just like that your life is a little brighter. With countless options, you can set your lights to your liking while you're home or away. The app is free in the App Store.

## GETTING STARTED IS EASY!

The Wi-Fi Ready Starter Kit (KTWIFI1) has everything you need to add app-based lighting control to your home.





### The App


















The right lighting doesn't just transform a room, it changes the way you live in it. The Lighting Control app delivers simple, Wi-Fi control of compatible Legrand dimmers, switches, and other devices allowing you to adjust your lighting with effortless precision. Free download in the app store.


















### Wi-Fi Ready Switches, Dimmers, & Outlets

The adorne app-based lighting system provides unrivaled convenience, security, and energy-savings for both remodel projects and new construction. The ability to set scenes allows you to create the perfect lighting environment in multiple rooms or the entire house, all at the touch of a single button.



















#### Whisper™

NAME	SPECIFICATIONS	RATING	COMPATIBLE LOADS	COMPLIANCE	FINISH OPTIONS	PART NUMBER
Whisper Wi-Fi Ready Switch 	Wi-Fi Ready Master  		All Loads		White Magnesium Graphite	ASWR155RMW1 ASWR155RMM1 ASWR155RMG1
	Wi-Fi Ready Remote				White Magnesium Graphite	ASWRRRW1 ASWRRRM1 ASWRRRG1
Whisper Wi-Fi Ready Dimmer 	Wi-Fi Ready Master (3-Wire)    <b>Tru-Universal</b>	6W - 700W	Incandescent, Halogen, MLV, Fluorescent, ELV, CFL, LED    		White Magnesium Graphite	ADWR700RMTUW1 ADWR700RMTUM1 ADWR700RMTUG1
	Wi-Fi Ready Master Dimmer, 2-wire  	60W - 600W	Incandescent, Halogen 		White Magnesium	ADWR600RMHW1 ADWR600RMHM1
	Wi-Fi Ready Remote Dimmer				White Magnesium Graphite	ADWRRRW1 ADWRRRM1 ADWRRRG1





#### sofTap™

NAME	SPECIFICATIONS	RATING	COMPATIBLE LOADS	COMPLIANCE	FINISH OPTIONS	PART NUMBER
sofTap Wi-Fi Ready Switch 	Wi-Fi Ready Master  		All Loads		White Magnesium Graphite	ASTP155RMW1 ASTP155RMM1 ASTP155RMG1
	Wi-Fi Ready Remote				White Magnesium Graphite	ASTPRRW1 ASTPRRM1 ASTPRRG1
sofTap Wi-Fi Ready Dimmer 	Wi-Fi Ready Master (3-Wire)   <b>Tru-Universal</b>	6W - 700W	Incandescent, Halogen, MLV, Fluorescent, ELV, CFL, LED    		White Magnesium Graphite	ADTP700RMTUW1 ADTP700RMTUM1 ADTP700RMTUG1
	Wi-Fi Ready Master (2-Wire)	60W - 700W	Incandescent, Halogen 		White Magnesium	ADTP600RMHW1 ADTP600RMHM1
	Wi-Fi Ready Remote				White Magnesium Graphite	ADTPRRW1 ADTPRRM1 ADTPRRG1




#### Touch™

NAME	SPECIFICATIONS	RATING	COMPATIBLE LOADS	COMPLIANCE	FINISH OPTIONS	PART NUMBER
Touch Wi-Fi Ready Switch 	Wi-Fi Ready Master		All Loads		White Magnesium Graphite	ASTH155RMW1 ASTH155RMM1 ASTH155RMG1
	Wi-Fi Ready Remote				White Magnesium Graphite	ASTHRRW1 ASTHRRM1 ASTHRRG1
Touch Wi-Fi Ready Dimmer 	Wi-Fi Ready Master (3-Wire)   <b>Tru-Universal</b>	6W - 700W	Incandescent, Halogen, MLV, Fluorescent, ELV, CFL, LED    		White Magnesium Graphite	ADTH700RMTUW1 ADTH700RMTUM1 ADTH700RMTUG1
	Wi-Fi Ready Master (2-Wire)	60W - 600W	Incandescent, Halogen 		White Magnesium	ADTH600RMHW1 ADTH600RMHM1
	Wi-Fi Ready Remote				White Magnesium Graphite	ADTHRRW1 ADTHRRM1 ADTHRRG1
WiFi Lighting Starter Kit 	Kit Includes: 1 Wi-Fi Ready Whisper Dimmer, 1 Wi-Fi Ready Whisper Switch, 2 Gloss White Wall Plates, and 1 Hub	60W - 700W	Incandescent, Halogen, ELV, MLV, Fluorescent   		White	KTWIFI1





## Wi-Fi Ready Scene Controllers

NAME	SPECIFICATIONS	RATING	COMPATIBLE LOADS	COMPLIANCE	FINISH OPTIONS	PART NUMBER
sofTap In-Wall Scene Controller 	Wi-Fi Ready In-Wall Scene Controller binds to Wi-Fi Ready Master(s) to provide four custom scenes. Requires The Hub and free Legrand Lighting Control App.	120VAC			White Magnesium Graphite	ADTPRIWHCW1 ADTPRIWHCM1 ADTPRIWHCG1
Touch In-Wall Scene Controller 	Wi-Fi Ready In-Wall Scene Controller binds to Wi-Fi Ready Master(s) to provide four custom scenes. Requires The Hub and free Legrand Lighting Control App.	120VAC			White Magnesium Graphite	ADTHRIWHCW1 ADTHRIWHCM1 ADTHRIWHCG1

## Wi-Fi Ready Outlet

NAME	DESCRIPTION	RATINGS	NEMA CONFIGURATION	COMPLIANCE	FINISH OPTIONS	PART NUMBER
Wi-Fi Ready ON/OFF Outlet 	Lets you control a plug load from a new location without running additional wires when paired with adorne Wi-Fi Ready Remote Switches (page 60). On/off switch also allows you to save energy and stop the flow of power to the outlet without unplugging your device. Provides 20A pass-through.	15A, 125V 	5-15R		White Magnesium Graphite	ARPS15RF2W4 ARPS15RF2M4 ARPS15RF2G4

## Accessories

NAME	COLOR	SPECIFICATIONS	PART NUMBER
The Hub™ 	Black	The adorne hub allows you to program and select home lighting scenes from your smart phone or tablet. In addition, it allows you to schedule lighting events based on time-of-day, such as turning on the exterior lights at sunset. <ul style="list-style-type: none"> <li>- Use of the Hub enables whole house lighting control on iOS / android devices</li> <li>- Controls up to 100 devices</li> <li>- Creates and manages up to 100 scenes + 100 events</li> </ul> * A repeater is needed with all app-based systems. See PN MRR2-G on page 67	LC7001
Tru-Universal Plug-In Lamp Adapter 	White	Allows remote control of table or floor lamps up to 300W when used with the adorne Wi-Fi Lighting System. Simply plug the module into any grounded, 120V outlet and then plug the lamp into the module.	LC2150
RS232 to RF Interface 	Black	Enables integration of a third party control system with the adorne Whole-House Lighting System. Features a two-wire interface from other control systems and two operating modes (maintained or momentary type inputs). Includes power supply.	MR232-G
Repeater & Away Emulator 	Black	Provides extra security when you're on vacation. Records the normal usage of lights throughout a 24-hour period and then plays them back when you're not at home. Also expands the range of the wireless system from 100' to 300'.  * A repeater is needed with all app-based systems.	MRR2-G

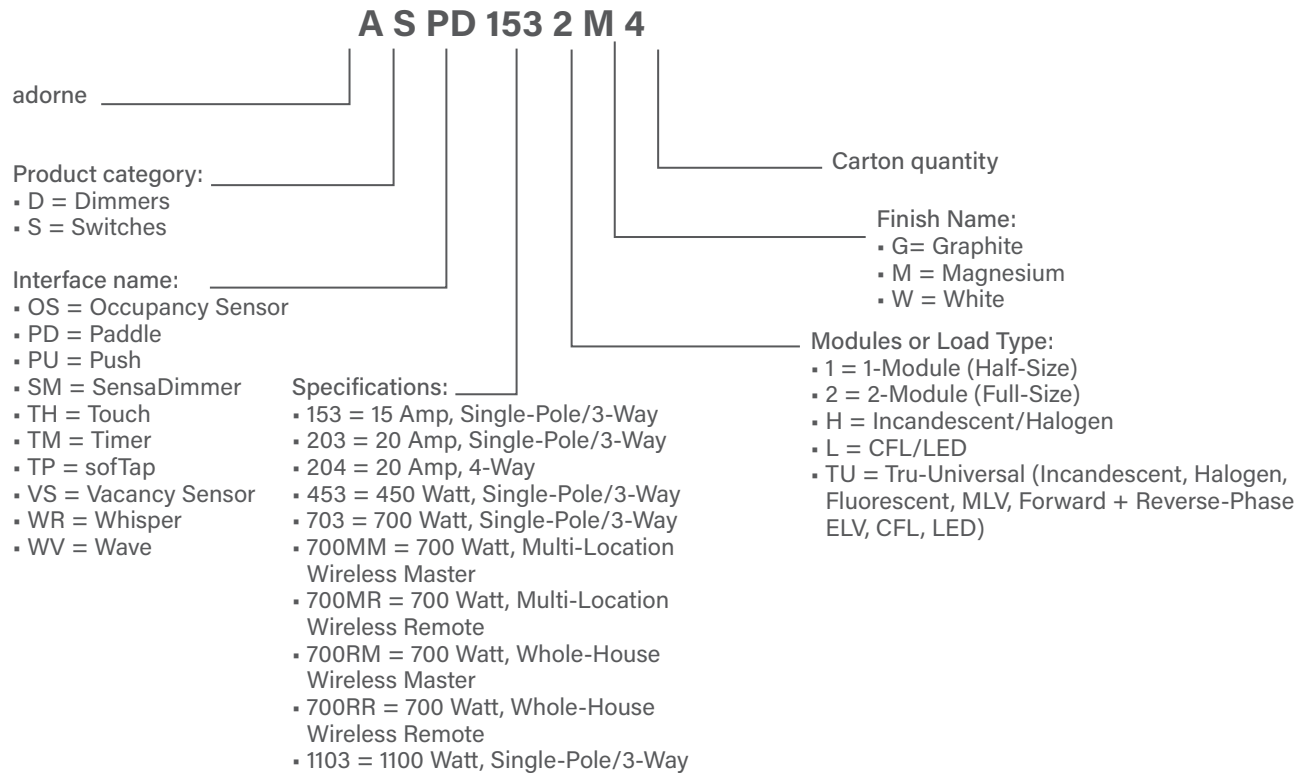


# PART NUMBERING SYSTEM

The adorne Collection features an intelligent part numbering structure to aid in product selection. Each character in the part number represents a specific product feature. All adorne part numbers begin with the letter A to indicate that they are part of the adorne collection.

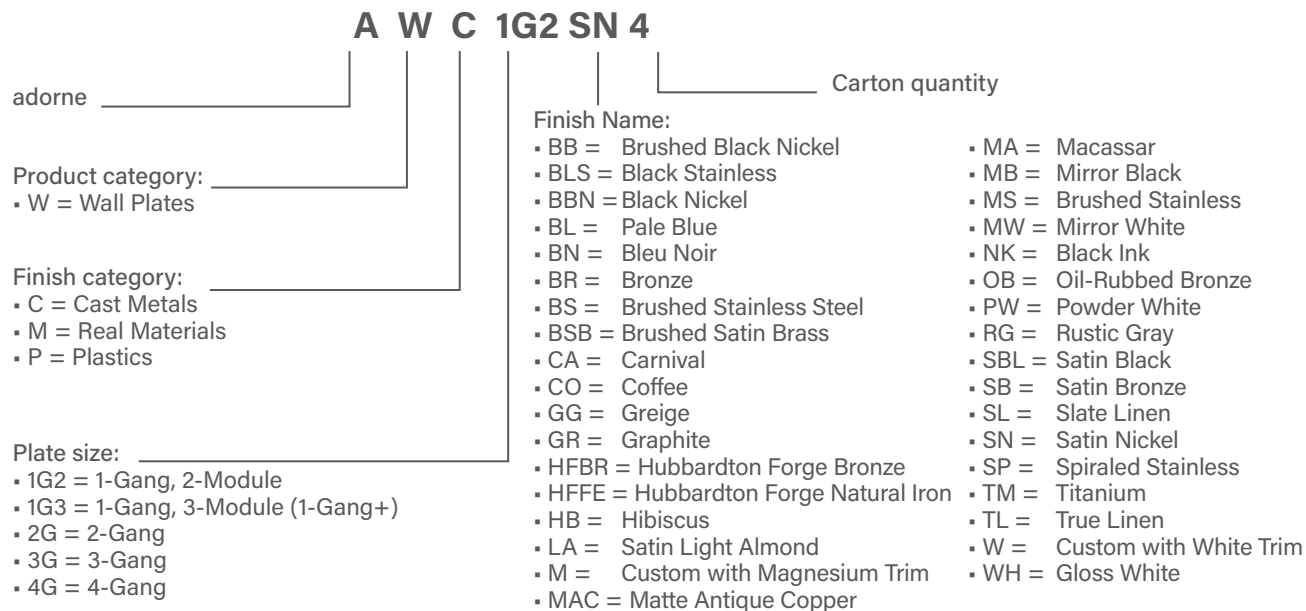
## Example for: Switches and Dimmers

Paddle Switch, 2-Module, 15A, Magnesium



## Example for: Wall Plates

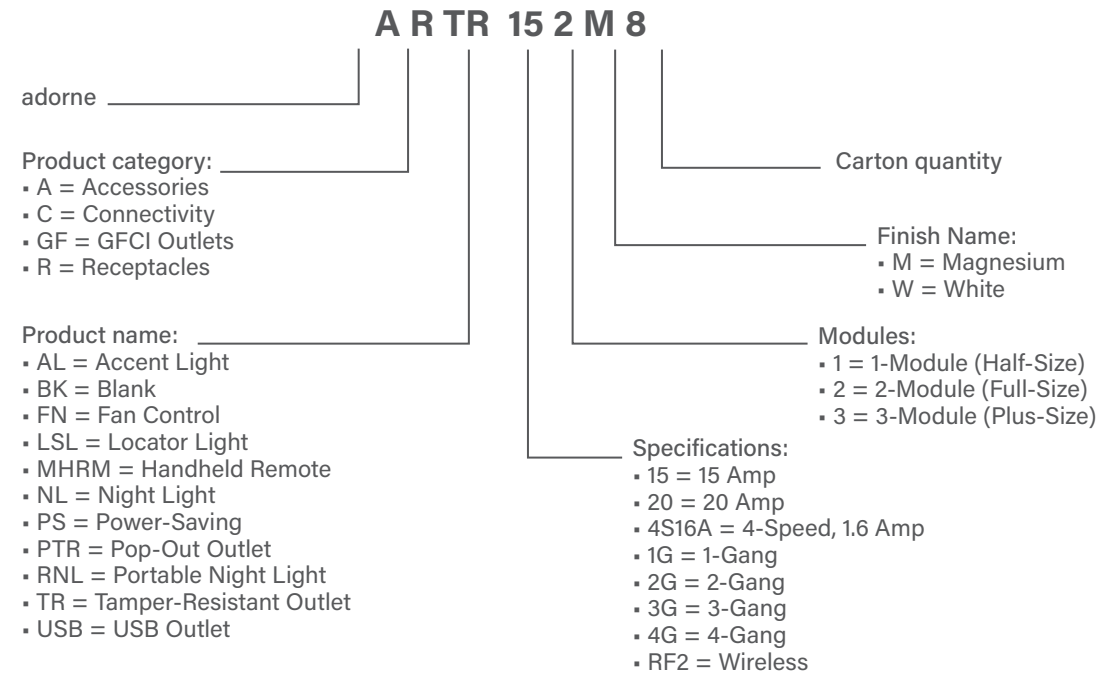
Satin Nickel 1-Gang, 2-Module Wall Plate



# PART NUMBERING SYSTEM

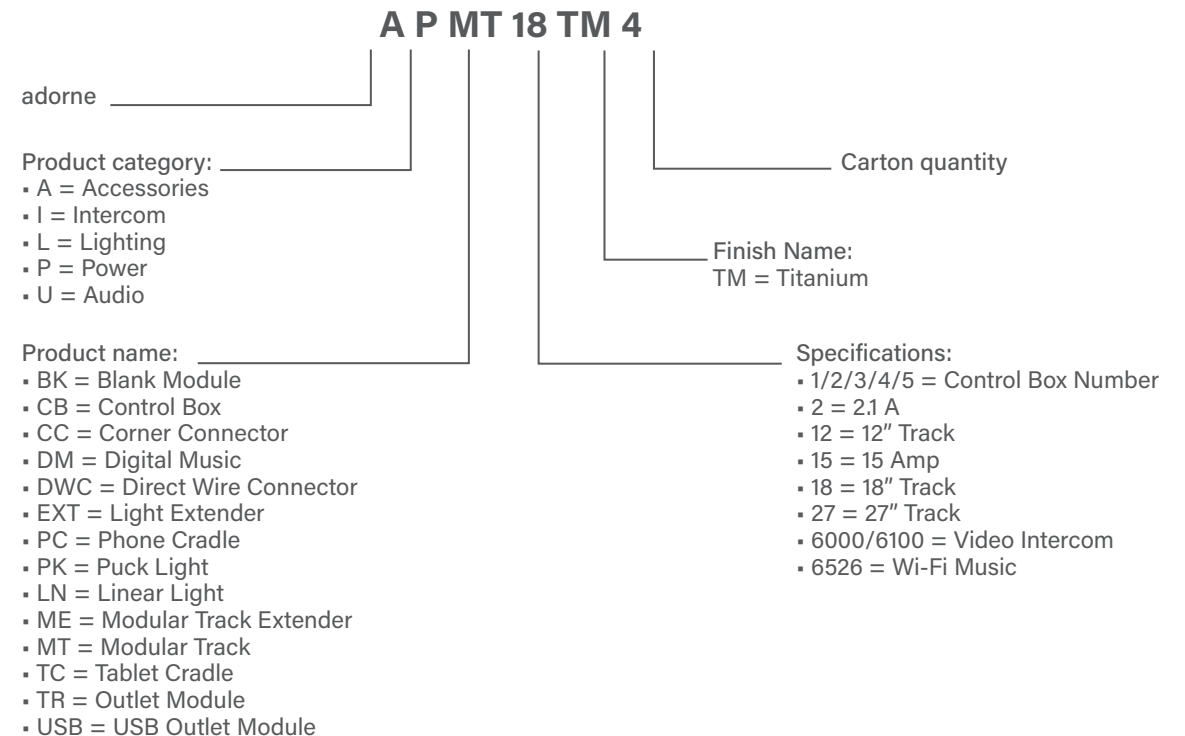
## Example for: Outlets and Accessories

Tamper-Resistant Outlet, 15A, 2-Module



## Example for: Under-Cabinet Lighting System & Wireless Systems for the Home

18" Modular Track



Dimensions

NAME	PART NUMBER	DIMENSIONS (H x W x D)
Paddle Switch	ASPD1531W4	1.77" x 1.77" x 1.5"
	ASPD1532M4	
	ASPD1532G4	1.77" x 1.77" x 1.59"
	ASPD2032W4	
	ASPD2032M4	1.77" x 1.77" x 1.72"
Paddle Dimmer	ADPD703HW4	4.20" x 1.77" x 1.62"
	ADPD703HM4	
	ADPD703HG4	4.20" x 2.51" x 1.62"
	ADPD1103HW4	
	ADPD1103HM2	4.20" x 1.77" x 1.62"
Paddle Switch, Half-Size	ASPD1531W4	1.77" x 0.89" x 1.5"
	ASPD1531M4	
	ASPD1531G4	
Paddle Fan Speed Control	AAFN4S16AW4 AAFN4S16AM4 AAFN4S16AG4	2.66" x 1.77" x 1.85"
Whisper Switch	ASWR1532W4 ASWR1532M4 ASWR1532G4	1.77" X 1.77" x 1.63"
Whisper Wi-Fi Ready Switch	ASWRRRW1	1.77" X 1.77" x 1.63"
	ASWRRRM1	
	ASWRRRG1	1.77" X 1.77" x 1.63"
Whisper Dimmer	ADWR703HW4	4.20" x 1.77" x 1.77"
	ADWR703HM4	
	ADWR1103HW4	4.20" x 2.51" x 1.77"
	ADWR1103HM4	
Whisper Wi-Fi Ready Dimmer	ADWR600RMHW1	4.20" x 1.77" x 1.79"
	ADWR600RMHM1	
	ADWR700RMTUW1	4.20" x 1.77" x 1.79"
	ADWR700RMTUM1	
	ADWR700RMTUG1	4.20" x 1.77" x 1.79"
sofTap Switch	ASTP1532W4	2.66" x 1.77" x 1.63"
	ASTP1532M4	
	ASTP1532G4	
sofTap Dimmer	ADTP703HW2	4.20" x 1.77" x 1.79"
	ADTP703HM2	
	ADTP1103HW4	4.20" x 2.51" x 1.79"
	ADTP1103HM4	
sofTap Wi-Fi Ready Switch	ASTPRF2W2	2.66" x 1.77" x 1.63"
	ASTPRF2M2	
	ASTPRFR2W2	2.66" x 1.77" x 1.63"
sofTap Wi-Fi Ready Dimmer	ADTP700MMUW2	4.20" x 1.77" x 1.79"
	ADTP700MMUM2	
	ADTP700MMHW2	4.20" x 1.77" x 1.79"
sofTap Wi-Fi Ready Dimmer	ADTP700RMHW1	4.20" x 1.77" x 1.79"
	ADTP700RMHM1	
	ADTP700RMUW1	4.20" x 1.77" x 1.79"
	ADTP700RMUM1	

NAME	PART NUMBER	DIMENSIONS (H x W x D)
Push Switch	ASPU1532W4	1.77" X 1.77" x 1.82"
	ASPU1532M4	
SensaSwitch, Auto-ON/ Auto-OFF	ASOS32W4	2.66" x 1.77" x 1.85"
	ASOS32M4	
	ASOS32G4	
SensaSwitch, Manual-ON/Auto-OFF	ASVS12W4	2.66" x 1.77" x 1.85"
	ASVS12M4	
	ASVS12G4	
SensaSwitch, Manual-ON/ Timed-OFF	ASTM2W2	2.66" x 1.77" x 1.85"
	ASTM2M2	
	ASTM2G2	
SensaDimmer, Auto-ON/ Auto-OFF	ADSM703HW2	4.20" x 1.77" x 1.85"
	ADSM703HM2	
	ADSM703HG2	
Wave Switch	ASWV1532W2	2.66" x 1.77" x 1.71"
	ASWV1532M2	
	ASWV1532G2	
Touch Switch	ASTH1532W2	2.66" x 1.77" x 1.63"
	ASTH1532M2	
	ASTH1532G2	
Touch Wi-Fi Ready Switch	ASTH155RMW1	2.66" x 1.77" x 1.63"
	ASTH155RM1	
	ASTH155RMG1	
	ASTHRRW1	2.66" x 1.77" x 1.63"
Touch Wi-Fi Ready Dimmer	ADTH700MMUW2	4.20" x 1.77" x 1.79"
	ADTH700MMUM2	
	ADTHMRUW2	4.20" x 1.77" x 1.79"
	ADTHMRUM2	4.20" x 1.77" x 1.79"
Blank, Half-Size	AABK1W4	1.77" X 0.89" x 0.96"
	AABK1M4	
	AABK1G4	
Tamper-Resistant Outlet	ARTR152W4	2.12" x 1.77" x 1.73"
	ARTR152M4	
	ARTR152G4	
	ARTR202W4	2.12" x 1.77" x 1.73"
	ARTR202M4	
Tamper Resistant Outlet, Plus-Size	ARTR153W4	3" x 1.77" x 1.48"
	ARTR153M4	
Tamper-Resistant GFCI	AGFTR152W4	2.66" x 1.77" x 1.82"
	AGFTR152M4	
	AGFTR202W4	2.66" x 1.77" x 1.82"
	AGFTR202M4	
Tamper-Resistant GFCI, Plus-Size	AGFTR153W4	3.00" x 1.76" x 1.82"
	AGFTR153M4	
	AGFTR153G4	
Energy-Saving ON/OFF Outlet	ARPS152W4	2.66" x 1.77" x 1.73"
	ARPS152M4	
	ARPS152G4	
Wi-Fi Ready Outlet	ARPS15RF2W4	2.66" x 1.76" x 1.82"
	ARPS15RF2M4	
	ARPS15RF2G4	
USB Outlet, Half-Size	ARUSBW4	1.77" X 0.89" x 1.81"

PART NO.	PAGE NO.	PART NO.	PAGE NO.	PART NO.	PAGE NO.
<b>A</b>		ADPD4FBL3P2W4	8, 16	ADWR703TUW4	10, 17
AAAL1G4	27	ADPD4FBL3P2W4 (0-10V)	8	ADWR1103HM4	10, 17
AAAL2G2	27	ADPD453LG2	8, 16	ADWR1103HW4	10, 17
AAAL3G2	27	ADPD453LM2	8, 16, 55, 57	ADWRRRG1	11, 64
AAAL4G2	27	ADPD453LW2	8, 16,	ADWRRRM1	11, 64
AABK1G4	28	ADPD703HG4	8, 16,	ADWRRRW1	11, 64
AABK1M4	28	ADPD703HM4	8, 16,	AF1G	47
AABK1W4	28	ADPD703HW4	8, 16,	AF2G	47
AAFN4S16AG4	9, 16	ADPD1103HM2	8, 16,	AF3G	47
AAFN4S16AM4	9, 16	ADPD1103HW4	8, 16,	AF4G	47
AAFN4S16AW4	9, 16	ADSM703HG2	20	AF5G	47
AALSL6	27	ADSM703HM2	20	AF6G	47
AALSL277	27	ADSM703HW2	20	AGFTR2152G4	22
AANLM14	26	ADTH4FBL3PG4	14, 19	AGFTR2152M4	22
AANLM24	26	ADTH4FBL3PG4 (0-10V)	14	AGFTR2152W4	22
AARNL2	26	ADTH4FBL3PM4	14, 19	AGFTR2153G4	22
AC1PFM1	28	ADTH4FBL3PW4	14, 19	AGFTR2153M4	22
AC1PFW1	28	ADTH600RMHM1	65	AGFTR2153W4	22
AC2PFM1	28	ADTH600RMHW1	65	AGFTR2202G4	22
AC2PFW1	28	ADTH700RMTUG1	65	AGFTR2202M4	22
AC4PFM1	28	ADTH700RMTUM1	65	AGFTR2202W4	22
AC4PFW1	28	ADTH700RMTUW1	65	ALEXTLEDTM4	58
AC5ERJ45CM1	29	ADTH703TUG4	14, 19	ALLNLEDTM4	58
AC5ERJ45CW1	29	ADTH703TUM4	14, 19	ALSJC8M4	58
AC5ERJ45M1	29	ADTH703TUW4	14, 19	ALSJC8TM4	58
AC6RJ45M1	29	ADTHRIWHCG1	66	ALSLDR30TM1	58
ACABPM1	29	ADTHRIWHCM1	66	ALSLDR30W1	58
ACABPW1	29	ADTHRIWHCW1	66	ALSLDR60TM1	58
ACBLKM4	29	ADTHRRG1	65	ALSLDR60W1	58
ACBLKW4	29	ADTHRRM1	65	ALSLJC8W4	58
ACBRSTPM1	28	ADTHRRW1	65	ALSLJC14TM4	58
ACBRSTPW1	28	ADTP4FBL3PG4	12, 18	ALSLJC14W4	58
ACHDMIM1	29	ADTP4FBL3PM4	12, 18	ALSLLED6TM4	58
ACHDMIW1	29	ADTP4FBL3PW4	12, 18	ALSLLED6W4	58
ACNRFCM1	29	ADTP600RMHM1	13, 15, 65	ALSLLED12TM4	58
ACNRF CW1	29	ADTP600RMHW1	13, 15, 65	ALSLLED12W4	58
ACPRCAF M1	29	ADTP700RMTUG1	13, 15, 65	ALSLPC36TM4	58
ACPRCAF W1	29	ADTP700RMTUM1	13, 15, 65	ALSLPC36W4	58
ACRGRCAF M1	29	ADTP700RMTUW1	13, 15, 65	ALSLTTM4	58
ACRGRCAF W1	29	ADTP703HM2	12, 18	ALSLTW4	58
ACRJ25M1	29	ADTP703HW2	12, 18	APCB1TM4	57
ACRJ25W1	29	ADTP703TUG4	12, 18	APCB1W4	57
ACSSIM1	29	ADTP703TUM4	12, 18	APCB4TM1	57
ACSSIW1	29	ADTP703TUW4	12, 18, 58	APCB4W1	57
ACYRCAF M1	29	ADTP1103HM4	12, 18	APCB5TM1	57
ACYRCAF W1	29	ADTP1103HW4	12, 18	APCB5W1	57
AD1-RU-M	25	ADTPRIWHCG1	66	APCB6TM2	57
AD1-RU-W	25	ADTPRIWHCM1	66	APCB6W2	57
AD2-2UR-M	25	ADTPRIWHCW1	66	APCCTM4	56
AD2-2UR-W	25	ADTPRRG1	13, 15, 65	APCCW4	56
AD2-Z-M	25	ADTPRRM1	13, 15, 65	APDWCTM1	57
AD2-Z-W	25	ADTPRRW1	13, 15, 65	APDWCTW1	57
AD3-R2UR-M	25	ADWR600RMHM1	11, 64	APME18TM2	56
AD3-R2UR-W	25	ADWR600RMHW1	11, 64	APME18W2	56
AD3-ZR-W	25	ADWR700RMTUG1	11, 64	APMT12TM2	56
ADPD4FBL3P2G4	8, 16	ADWR700RMTUM1	11, 64	APMT12W2	56
ADPD4FBL3P2G4 (0-10V)	8	ADWR700RMTUW1	11, 64	APMT18TM4	56
ADPD4FBL3P2M4	8, 16	ADWR703HM4	10, 17	APMT18W4	56
ADPD4FBL3P2M4 (0-10V)	8	ADWR703HW4	10, 17	APMT27TM2	56
		ADWR703TUG4	10, 17	APMT27W2	56
		ADWR703TUM4	10, 17	APMTPROTM1	56

INDEX BY PART NUMBER

PART NO.	PAGE NO.	PART NO.	PAGE NO.	PART NO.	PAGE NO.
APST9TM1	56	ASPD1531W277	8, 9, 16	AWC1G2OB4	39
APST9W1	56	ASPD1532G4	8, 16	AWC1G2SBL4	39
ARCD152G10	23	ASPD1532G277	8, 16	AWC1G2SN4	39
ARCD152M10	23	ASPD1532M4	8, 16	AWC1G3BBN4	39
ARCD152W10	23	ASPD1532M277	8, 16	AWC1G3BLN4	39
ARCD202M10	23	ASPD1532W4	8, 16	AWC1G3BS4	38, 39
ARCD202W10	23	ASPD1532W277	8, 16	AWC1G3BSB4	39
ARCH152G10	23	ASPD1542G277	8, 16	AWC1G3COF4	39
ARCH152M10	23	ASPD1542M277	8, 16	AWC1G3MAC4	39
ARCH152W10	23	ASPD1542W277	8, 16	AWC1G3OB4	39
ARPS15RF2G4	66	ASPD2032G4	8, 16	AWC1G3SBL4	39
ARPS15RF2M4	66	ASPD2032M4	8, 16	AWC1G3SN4	39
ARPS15RF2W4	66	ASPD2032W4	8, 16	AWC2GBBN4	39
ARPS152G4	22	ASPD2042G4	8, 16	AWC2GBLN4	39
ARPS152M4	22	ASPD2042M4	8, 16	AWC2GBS4	39
ARPS152W4	22	ASPD2042W4	8, 16	AWC2GBSB4	39
ARPTR151GG2	24	ASPU1532M4	17	AWC2GCOF4	39
ARPTR151GM2	24	ASPU1532W4	17	AWC2GMAC4	39
ARPTR151GW2	24	ASTH153G2	14	AWC2GOB4	39
ARPTR152GG2	24	ASTH155RMG1	15, 65	AWC2GSBL4	39
ARPTR152GM2	24	ASTH155RMM1	15, 65	AWC2GSN4	39
ARPTR152GW2	24	ASTH155RMW1	15, 65	AWC3GBBN4	39
ARPTR201GG2	24	ASTH1532G2	19	AWC3GBLN4	39
ARPTR201GM2	24	ASTH1532M2	14, 19	AWC3GBS4	39
ARPTR201GW2	24	ASTH1532W2	14, 19	AWC3GBSB4	39
ARTR152G4	22	ASTHRRG1	15, 65	AWC3GCOF4	39
ARTR152M4	22	ASTHRRM1	15, 65	AWC3GMAC4	39
ARTR152W4	22	ASTHRRW1	15, 65	AWC3GOB4	39
ARTR153G4	22	ASTM2G2	20	AWC3GSBL4	39
ARTR153M4	22	ASTM2M4	20	AWC3GSN4	39
ARTR153W4	22	ASTM2W2	20	AWC4GBBN4	39
ARTR202G4	22	ASTP153G4	18	AWC4GBLN4	39
ARTR202M4	22	ASTP155RMG1	13, 65	AWC4GBS4	39
ARTR202W4	22	ASTP155RMM1	13, 65	AWC4GBSB4	39
ARTRUSB153G4	23	ASTP155RMW1	13, 65	AWC4GCOF4	39
ARTRUSB153G4WP	23	ASTP1532G4	12, 18	AWC4GMAC4	39
ARTRUSB153M4	23	ASTP1532M4	12, 18	AWC4GOB4	39
ARTRUSB153M4WP	23	ASTP1532W4	12, 18	AWC4GSBL4	39
ARTRUSB153W4	23	ASTPRRG1	13, 65	AWC4GSN4	39
ARTRUSB156ACM4	23	ASTPRRM1	13, 65	AWM1G2BLS4	37
ARTRUSB156ACW4	23	ASTPRRW1	13, 65	AWM1G2CU4	37
ARTRUSB156ACG4	23	ASVS12G4	20	AWM1G2HFBR4	41
ARTRUSB206ACM4	23	ASVS12M4	20	AWM1G2HFBS4	40
ARTRUSB206ACW4	23	ASVS12W4	20	AWM1G2HFFE4	41
ARTRUSB206ACG4	23	ASWR155RMG1	11, 64	AWM1G2M4	37
ARUSB2AA6M4	23	ASWR155RMM1	11, 64	AWM1G2MA4	37
ARUSB2AA6W4	23	ASWR155RMW1	11, 64	AWM1G2MB4	37
ARUSB2AA6G4	23	ASWR1532G4	10, 17	AWM1G2MR4	37
ARUSB2AC6M4	23	ASWR1532M4	10, 17	AWM1G2MS4	37
ARUSB2AC6W4	23	ASWR1532W4	10, 17	AWM1G2MW4	37
ARUSB2AC6G4	23	ASWRRRG1	11, 64	AWM1G2MWW4	37
ARUSBG4	23	ASWRRRM1	11, 64	AWM1G2RG4	37
ARUSBM4	23	ASWRRRW1	11, 64	AWM1G2SL4	37
ARUSBW4	23	ASWV1532G2	22	AWM1G2SP4	37
ASOS32G4	20	ASWV1532M2	21	AWM1G2TL4	37
ASOS32M4	20	ASWV1532W2	21	AWM1G2W4	37
ASOS32W4	20	AWC1G2BBN4	39	AWM1G3BLS4	37
ASPD1531G4	8, 9, 16	AWC1G2BLN4	39	AWM1G3CU4	37
ASPD1531G277	8, 9, 16	AWC1G2BS4	39	AWM1G3HFBR1	41
ASPD1531M4	8, 9, 16	AWC1G2BSB4	39	AWM1G3HFFE1	41
ASPD1531M277	8, 9, 16	AWC1G2COF4	39	AWM1G3M4	37
ASPD1531W4	8, 9, 16	AWC1G2MAC4	39	AWM1G3MA4	37

INDEX BY PART NUMBER

PART NO.	PAGE NO.	PART NO.	PAGE NO.	PART NO.	PAGE NO.
AWM1G3MB4	37	AWP1G2GG4	43	AWP4GGS4	43
AWM1G3MR4	37	AWP1G2GR6	43	AWP4GHB4	43
AWM1G3MS4	37	AWP1G2GS4	43	AWP4GLA4	44
AWM1G3MW4	37	AWP1G2HB4	43	AWP4GMG4	44
AWM1G3MWW4	37	AWP1G2LA6	44	AWP4GNK4	43
AWM1G3RG4	37	AWP1G2MG6	44	AWP4GPW4	44
AWM1G3SL4	37	AWP1G2NK4	43	AWP4GTM4	44
AWM1G3SP4	37	AWP1G2PW4	44	AWP4GWH4	43
AWM1G3TL4	37	AWP1G2TM6	44	AWP4GWHW4	43
AWM1G3W4	37	AWP1G2WH6	43	AWP5GBL1	44
AWM2GBLS4	37	AWP1G2WHW10	43	AWP5GBN1	43
AWM2GCU4	37	AWP1G3BL4	44	AWP5GBR1	43
AWM2GHFBR1	41	AWP1G3BN4	43	AWP5GCA1	43
AWM2GHFFE1	40, 41	AWP1G3BR4	43	AWP5GGG1	43
AWM2GM4	37	AWP1G3CA4	43	AWP5GGR1	43
AWM2GMA4	37	AWP1G3GG4	43	AWP5GGS1	43
AWM2GMB4	37	AWP1G3GR4	43	AWP5GHB1	43
AWM2GMR4	37	AWP1G3GS4	43	AWP5GMG1	44
AWM2GMS4	37	AWP1G3HB4	43	AWP5GNK1	43
AWM2GMW4	37	AWP1G3LA4	44	AWP5GPW1	44
AWM2GMWW4	37	AWP1G3MG4	44	AWP5GTM1	44
AWM2GRG4	37	AWP1G3NK4	43	AWP5GWH1	43
AWM2GSL4	37	AWP1G3PW4	44	AWP5GWHW1	43
AWM2GSP4	37	AWP1G3TM4	44	AWP6GBL1	44
AWM2GTL4	37	AWP1G3WH4	43	AWP6GBN1	43
AWM2GW4	37	AWP1G3WHW4	43	AWP6GBR1	43
AWM3GBLS4	37	AWP2GBL4	44	AWP6GCA1	43
AWM3GCU4	37	AWP2GBN4	43	AWP6GGG1	43
AWM3GHFBR1	41	AWP2GBR4	43	AWP6GGR1	43
AWM3GHFFE1	41	AWP2GCA4	43	AWP6GGS1	43
AWM3GM4	37	AWP2GGG4	43	AWP6GHB1	43
AWM3GMA4	37	AWP2GGR4	43	AWP6GMG1	44
AWM3GMB4	37	AWP2GGS4	43	AWP6GNK1	43
AWM3GMR4	37	AWP2GHB4	43	AWP6GPW1	44
AWM3GMS4	37	AWP2GLA4	44	AWP6GTM1	44
AWM3GMW4	37	AWP2GMG4	44	AWP6GWH1	43
AWM3GMWW4	37	AWP2GNK4	43	AWP6GWHW1	43
AWM3GRG4	37	AWP2GPW4	44		
AWM3GSL4	37	AWP2GTM4	44	<b>D</b>	
AWM3GSP4	37	AWP2GWH4	43	DQFF15UBK	24
AWM3GTL4	37	AWP2GWHW10	43	DQFF15UST	24
AWM3GW4	37	AWP3GBL4	44	DQFF15BK	24
AWM4GBLS4	37	AWP3GBN4	43	DQFP15ST	24
AWM4GCU4	37	AWP3GBR4	43	DQFP15UBK	24
AWM4GHFBR1	41	AWP3GCA4	43	DQFP15UST	24
AWM4GHFFE1	41	AWP3GGG4	43		
AWM4GM4	37	AWP3GGR4	43	<b>K</b>	
AWM4GMA4	37	AWP3GGS4	43	KTWIFI1	65
AWM4GMB4	37	AWP3GHB4	43		
AWM4GMR4	37	AWP3GLA4	44	<b>L</b>	
AWM4GMS4	37	AWP3GMG4	44	LC2150	67
AWM4GMW4	37	AWP3GNK4	43		
AWM4GMWW4	37	AWP3GPW4	44		
AWM4GRG4	37	AWP3GTM4	44	<b>M</b>	
AWM4GSL4	37	AWP3GWH4	43	MR232-G	67
AWM4GSP4	37	AWP3GWHW4	43	MRR2-G	67
AWM4GTL4	37	AWP4GBL4	44		
AWM4GW4	37	AWP4GBN4	43	<b>P</b>	
AWP1G2BL6	42, 44	AWP4GBR4	43	PCCW1	56
AWP1G2BN4	43	AWP4GCA4	43		
AWP1G2BR6	43	AWP4GGG4	43		
AWP1G2CA4	43	AWP4GGR4	43		



the **adorne**<sup>®</sup> collection  
WWW.ADORNEMYHOME.COM

designed to be better.®



**Electrical Wiring Systems**  
60 Woodlawn Street  
West Hartford, CT 06110  
1.877.BY.LEGRAND (295.3472)  
www.legrand.us

